

# Woodstock Fire/Rescue District

Board of Trustees Regular Meeting



7:00 pm

Thursday, June 25, 2026

Station #3

2900 Raffel Road, Woodstock, IL 60098



# Woodstock Fire/Rescue District

435 E. Judd St., Woodstock, Illinois (815) 338-2621

---

**Board of Trustees**  
**7:00PM, Thursday, June 25, 2026**  
**Fire Station #3**  
**2900 Raffel Road, Woodstock, IL. 60098**  
**Regular Meeting Agenda**

*All items set forth on the agenda are subject to the possibility of the Board going into Closed Session*

**I. Call to Order**

**II. Pledge of Allegiance**

**III. Roll Call**

**IV. Public Comments**

During the public comment portion of the meeting, each comment is limited to three minutes. Disruptive behavior may result in ejection from the meeting. Public comment is only allowed in open portions of meetings as required by the Open Meetings Act. (See the District's Public Comment Policy at [www.wfrd.org](http://www.wfrd.org))

**V. Correspondence**

**VI. Minutes**

- a. Regular Meeting Minutes– May 28, 2026--Review and action on meeting minutes

**VII. Financial Report**

- a. GAI Financial Report - Review monthly financial and payroll reports
- b. Motion to Approve Bill Payment
  - i. Review and action on monthly bill report

**VIII. Operations Report**

**IX. Unfinished Business**

**X. New Business—Discussion and Possible action on the Following Items:**

- a. Sawyer/Falduto Investment Update
  - i. Discussion; possible action
- b. Nederman Repair Quotes
  - i. Discussion; possible action
- c. Station 1 RTU Repair Quote
  - i. Discussion; possible action
- d. Cyanokits Purchase
  - i. Discussion; possible action
- e. Emergency Generator Purchase
  - i. Discussion; possible action
- f. Revised Regular Meeting Start Time
  - i. Discussion; possible action
- g. Procurement Policy
  - i. Discussion; possible action
- h. Local 4813: Request to meet with Board of Trustees
  - i. Discussion; possible action

**XI. Closed Session**

**XII. Possible Action after Closed Session**

**XIII. Adjournment**

# Correspondence

---

6/12/26  
DEAR ANDY & ISAIAH,  
MY HEARTFELT  
THANKS FOR RESCUING  
THIS 90 YEAR-OLD  
GREAT GRANDMA!  
MAY GOD BLESS  
YOU REAL GOOD.  
AND ALL THE FIRE  
FIGHTERS.  
IN APPRECIATION,

June 11, 2026

Dear Chiefs and Program Supporters:

During the 2025-2026 academic year, the McHenry County College fire science program had 91 students enrolled in our Introduction to Fire Science courses. This included 21 high school students in the Partnership for College and Career Success program. Those 15 high school students also completed a 30-hour internship at a fire department. We also had another 6 “adult” students who completed internships.

As instructors, we’re able to meet future fire service leaders as they begin their educational journey. Some of our students are curious about the fire service as a career, but some absolutely know this is their calling in life.

The amazing thing is how many departments and individuals provide their time, experience, advice, and support to help young people realize their full potential in life. Listed below are those incredible people who partnered with us this semester.

Respectfully,

Kevin Rynders, Heather Yoder, Tony Huemann, Jason Curtin  
Introduction to Fire Science Instructors  
McHenry County College Fire Science Program

**THANK YOU!**

**We appreciate EVERYONE who said “count me in” when we asked for help.**

*Hopefully we have remembered everyone who helped!*

Chief Brendan Parker – Woodstock Fire Rescue District  
Chief Rudy Horist – McHenry Township Fire Protection District  
Chief Brad Delatorre – Cary Fire Protection District  
Chief Craig Snyder – Crystal Lake Fire Rescue Department  
Chief Matt Yegge – Wonder Lake Fire Protection District  
Chief Paul Klicker – Spring Grove Fire Protection District  
Chief Dan Wagner – Huntley Fire Protection District  
Chief John Knebl – Algonquin-Lake in the Hills Fire Protection District  
Chief John Kimmel – Marengo Fire Protection District & Harvard Fire Protection District  
Chief Alan Wax – Hoffman Estates Fire Department  
Chief Mike Spiro – West Dundee Fire Department  
Chief Mike Keenan – Nunda Rural Fire Protection District  
Deputy Chief Jon Levendoski – Huntley Fire Protection District  
Deputy Chief Steve Spraker – McHenry Fire Protection District  
Deputy Chief Karen Bush – McHenry Fire Protection District  
Deputy Chief Mark Menzel – Crystal Lake Fire Rescue Department  
Deputy Chief Heidi Olsen – Crystal Lake Fire Rescue Department  
Deputy Chief Eric Busby – Algonquin – Lake in the Hills Fire Protection District  
Deputy Chief Don Carlson – Harvard Fire Protection District

Deputy Chief Chris Way – Nunda Rural Fire Protection District  
Battalion Chief Rick Anderson – Hoffman Estates Fire Department  
Battalion Chief Brian Harders – Huntley Fire Protection District  
Captain Ryan Bruess – Cary Fire Protection District  
Director Don Burr – Southeast Emergency Communications  
Operations Manager Stephanie Burzynski – Southeast Emergency Communications  
Telecommunicator Natalie Pergler – Southeast Emergency Communications  
Telecommunicator Katie Menzel – Southeast Emergency Communications  
Anja Burdick – ATEC Ambulance  
Lt. Dave Floyel – Huntley Fire Protection District  
Lt. Brad Avi – Algonquin-Lake in the Hills Fire Protection District  
Lt. Kerry Uhlhorn – McHenry Township Fire Protection District  
Ryan Arquette – Huntley Fire Protection District (CPAT Coordinator)  
Jon King – Huntley Fire Protection District (internship coordinator)  
Jake Blount – Cary Fire Protection District (internship mentor)  
Troy Bryant – Cary Fire Protection District (internship mentor)  
Rob Hutchings – Cary Fire Protection District (internship mentor)  
Jim Younger – McHenry Township Fire Protection District (internship mentor)  
Ryan Slaughter – McHenry Township Fire Protection District (internship mentor)  
Urbano Perez – McHenry Township Fire Protection District (internship mentor)  
Robert Hanson – McHenry Township Fire Protection District (internship mentor)  
Patrick DeVore – Wonder Lake Fire Protection District (internship mentor)  
Jake Biederer – Woodstock Fire Rescue District (internship mentor)  
Allison Goers – Woodstock Fire Rescue District (internship mentor)  
Tyler Webster – Woodstock Fire Rescue District (internship mentor)  
Jeff Kurka – Woodstock Fire Rescue District (internship mentor)  
Amanda Stautz – Nunda Rural Fire Protection District (internship mentor)  
Cara Schultz – McHenry County College Career Readiness  
Kate Johnson – McHenry County College Career Readiness  
Ashley Lind – McHenry County College Career Readiness  
Steve Landt – McHenry County College, Paramedic Instructor/Lab Coordinator  
Audra Buckner – Friends of McHenry County College Foundation



## McHENRY TOWNSHIP FIRE PROTECTION DISTRICT

### FIRE AND RESCUE SERVICES

3610 West Elm Street • McHenry, Illinois 60050

(815) 385-0075 • FAX (815) 385-9419

[www.mtffd.org](http://www.mtffd.org)

**Trustees**  
Allen R. Miller, President  
Robert J. Meyer, Secretary  
Christopher J. Bennett, Treasurer  
Joseph Doherty, Trustee  
Kurt Rodewald, Trustee

**Commissioners**  
Donna Schaefer, Chairperson  
Francis 'Jack' Stanaszek, Secretary  
Anthony T. Huemann

June 15, 2026

Chief Parker  
Woodstock Fire/Rescue District  
435 East Judd Street  
Woodstock, IL 60098

**Chief**  
Rudy Horist

**Station One**  
3610 W. Elm Street  
McHenry, IL 60050

**Station Two**  
3710 N. Johnsbury Road  
Johnsbury, IL 60051

**Station Three**  
809 Rand Road  
Lakemoor, IL 60051

**Station Four**  
6300 Dartmoor Drive  
McHenry, IL 60050

**Station Five**  
3705 Ringwood Road  
Ringwood, IL 60072

Dear Chief Parker,

On behalf of the McHenry Township Fire Protection District, I would like to thank you and the members of your department for your assistance at our recent structure fire in the 1800 block of Cashel Lane in McHenry.

Crews arrived on scene in just over five minutes and found a two-story, single-family residence with heavy fire showing from the attached garage and extending into the interior of the home. The incident was upgraded to a Working Fire response to bring in additional personnel and equipment.

MTFPD crews rapidly attacked the fire using the deck gun mounted on the first-arriving engine while simultaneously stretching a hose line into the residence. Firefighters conducted a primary search of the entire home and confirmed that all occupants had self-evacuated prior to their arrival.

The fire had extended into the kitchen but was quickly extinguished. The fire was brought under control within five minutes of the crews' arrival and was fully extinguished within fifteen minutes. There were no injuries to civilians or firefighters.

The residence sustained heavy fire and smoke damage and is not currently habitable. A damage estimate is not available at this time. MTFPD investigators, along with the McHenry Police Department, are investigating the cause of the fire.

The assistance of your department was appreciated. Thank you again.

Sincerely,

A handwritten signature in black ink, appearing to be "Rudy Horist".

Rudy Horist  
Fire Chief

# Minutes



# Woodstock Fire/Rescue District

435 E. Judd St.  
Woodstock, IL 60098  
(815) 338-2621

---

**Woodstock Fire/Rescue District  
Board of Trustees Meeting  
Station 3, 2900 Raffel Rd.  
Thursday, May 28<sup>th</sup>, 2026  
Regular Meeting**

**Public Hearing:** Final Budget and Appropriation. The public hearing was called to order at 6:45 pm by Treasurer Pat Burke and closed at 7:00 pm. Treasurer Pat Burke, Trustee Kim Mueller, and Trustee Scott Ritzert were present during the public hearing. Zero public comments.

At 7:00 pm, a motion was made by Trustee Mueller and seconded by Trustee Ritzert to adjourn the public hearing. **Roll call vote:** Burke- yes; Mueller-yes; Ritzert- yes. **Motion Passed.** 3 ayes, 0 nay, 2 absent

### **Call to Order**

The regular meeting was called to order at 7:01 p.m. by Treasurer Pat Burke

### **Roll Call**

**Trustees Present:** Treasurer Pat Burke, Trustee Kim Mueller, and Trustee Scott Ritzert.

**Trustees Absent:** President Fred Spitzer, Secretary Robert Kristensen

### **Swearing-in Ceremony**

Treasurer Burke swore in Career Firefighter/Paramedic Allison Oine and Non-Career Firefighter/EMT-B Adam Konopka into the Woodstock Fire/Rescue District.

At 7:24 pm, the Trustees reconvened the regularly scheduled meeting in the meeting room. **Roll Call:** Treasurer Pat Burke, Trustee Kim Mueller, and Trustee Scott Ritzert.

**Public Comments-** None

### **Correspondence**

Chief Parker discussed the correspondence with the Board of Trustees. The district received a thank-you letter from a mother whose son was involved in a car accident. The second thank-you letter is a thank-you letter from Farren-INTL. The crews assisted in helping to maneuver a large Semi going through town.

### **Minutes**

A motion was made by Trustee Mueller and seconded by Trustee Ritzert to approve the regular session meeting minutes from April 23<sup>rd</sup>, 2026. **Roll call vote:** Burke- yes; Mueller-yes; Ritzert- yes. **Motion Passed.** 3 ayes, 0 nay, 2 absent

A motion was made by Trustee Ritzert and seconded by Treasurer Burke to approve the closed session meeting minutes from April 23<sup>rd</sup>, 2026. **Roll call vote:** Burke- yes; Mueller-yes; Ritzert- yes. **Motion Passed.** 3 ayes, 0 nay, 2 absent



# Woodstock Fire/Rescue District

435 E. Judd St.  
Woodstock, IL 60098  
(815) 338-2621

---

## Financial Report

Brad with Gov Accounting LLC joined the BOT meeting via Zoom. Brad discussed revenue highlights compared to the previous year. Expenditures discussed included dispatch fees, admin expenses, personnel expenses, pension funds, and ambulance fee collections. **Property Taxes:** The District has received 101% of property taxes, and ambulance fees collected are at 115% of the budget as of April 30<sup>th</sup>, 2026. Wireless alarm fees collected at 101% of the budget. **Sale of fixed assets:** \$500,000.00; Ladder Truck.

The Trustees reviewed the bill report presented for May 2026. Various questions the Trustees had were addressed by Chief Parker.

A motion was made by Trustee Mueller and seconded by Trustee Ritzert to approve and pay the bills in the amount of \$300,649.09. **Roll call vote:** Burke- yes; Mueller-yes; Ritzert- yes. **Motion Passed.** 3 ayes, 0 nay, 2 absent

## Operations Report

Battalion Chief Williams went over key topics on the Operations report for April 2026 with the Trustees. The operations report is a snapshot of the district's monthly training activities, continuing education, CPR classes offered, fire prevention, and public education. Mike Shannon, the District's Fleet Mechanic, completed 111 work orders, 1 repair call out, and 3 preventative maintenance tasks for the month of April.

Please note: **The Operations report will be available along with the packet on the Friday after the meeting, upon request.**

Unfinished Business None

## New Business

### Ordinance 257- Final Budget and Appropriation FY-2027

A motion was made by Trustee Mueller and seconded by Treasurer Burke to approve Ordinance 257- Final Budget and Appropriation for Fiscal Year 2027. **Roll call vote:** Burke- yes; Mueller-yes; Ritzert- yes. **Motion Passed.** 3 ayes, 0 nay, 2 absent

### Resolution 2026-03- Disposition of Surplus Equipment

A motion was made by Treasurer Burke and seconded by Trustee Ritzert to approve Resolution 2026-03- Disposition of Surplus Equipment- Miscellaneous Fire Nozzles and Appliances. **Roll call vote:** Burke- yes; Mueller-yes; Ritzert- yes. **Motion Passed.** 3 ayes, 0 nay, 2 absent

### Board of Fire Commissioners Appointment

A motion was made by Treasurer Burke and seconded by Trustee Mueller to approve the appointment of Steve Zimmerman as Fire Commissioner. **Roll call vote:** Burke- yes; Mueller-yes; Ritzert- yes. **Motion Passed.** 3 ayes, 0 nay, 2 absent



## Woodstock Fire/Rescue District

435 E. Judd St.  
Woodstock, IL 60098  
(815) 338-2621

---

### **Procurement Policy**

Attorney Matthew Walters explained to the Trustees that this policy specifically includes a note that you, as the Board of Trustees, have the ability to require your approval for the purchase of anything, if you choose to. You, as the Board of Trustees, are delegating authority, but you also can take it right back.

A motion was made by Trustee Mueller and seconded by Treasurer Burke to table the procurement policy approval until June's Board of Trustees meeting due to improvements being made to the policy.

### **Adjournment**

With there being no further discussion, a motion was made by Trustee Mueller and seconded by Treasurer Burke to adjourn the meeting. Voice vote taken, motion passed unanimously.

Meeting adjourned at 8:09 p.m.

Respectfully submitted,

---

Secretary, Robert A. Kristensen  
/KN

# Financial Report

# Woodstock Fire Rescue District

Financial Analysis

For the 1 Month(s) Ended May 31, 2026



# Revenue Highlights

8% of Budget Year

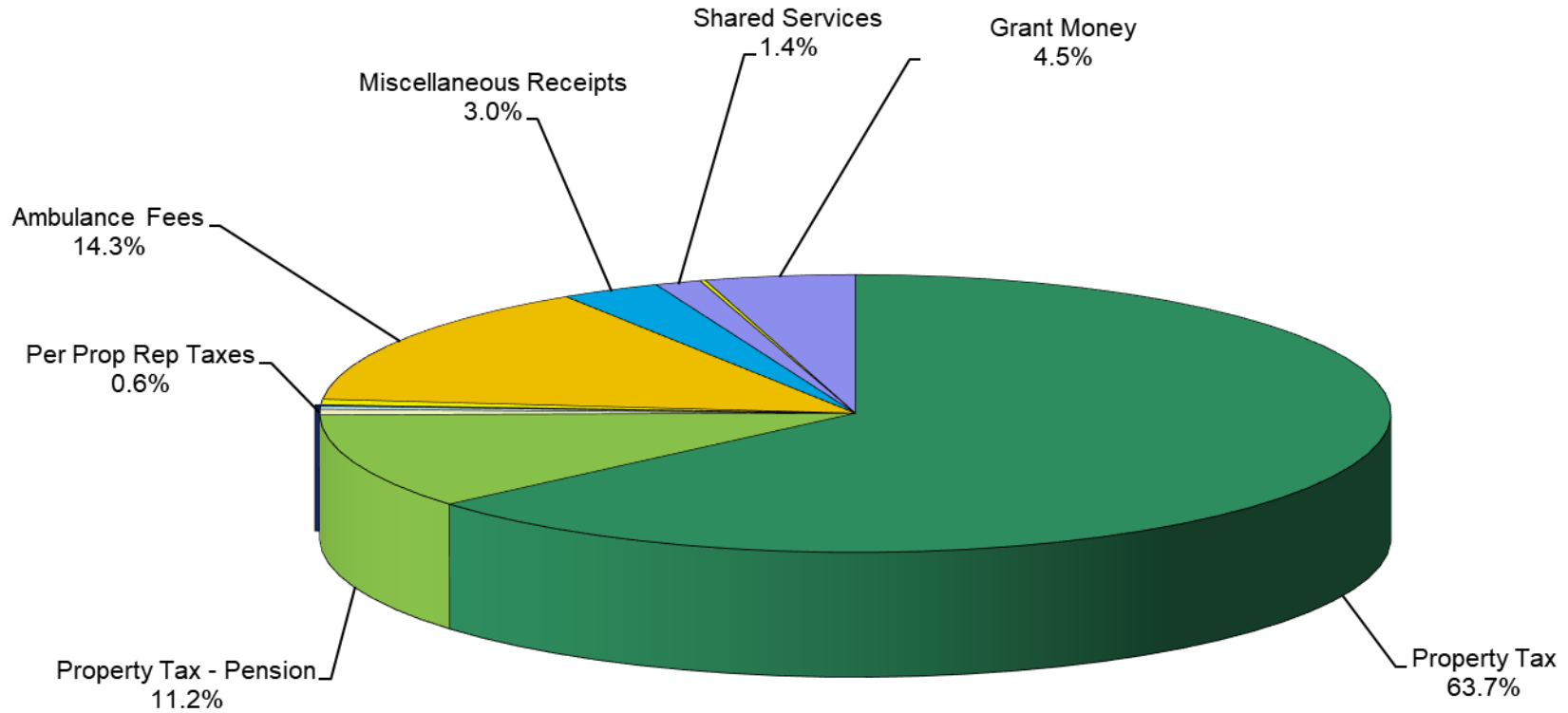
- 8% of Total Budget
- Property Taxes
  - Collected \$825,549 or 9% of Property Taxes
- Ambulance Fees
  - Collected \$157,744 or 5% of Budget
- Donation
  - Collected \$50,000; The Community Foundation
- Miscellaneous Receipts; \$33,372
  - Collected \$32,357; IRS 2021 941 Refunds

# Revenues

Account Description	Total Actual	Budget	% of Budget	Last Year	Inc/(Dec) from Last Year
Property Tax	702,417	8,191,917	9%	456,829	54%
Property Tax - Pension	123,132	1,514,646	8%	86,891	42%
Per Prop Rep Taxes	6,988	50,000	14%	1,988	251%
Interest Income	3,873	75,000	5%	3,493	11%
Fire Recovery	1,849	25,000	7%	-	n/a
Foreign Fire Ins	7,056	70,000	10%	-	n/a
Ambulance Fees	157,744	3,300,000	5%	323,827	-51%
Miscellaneous Receipts	33,372	30,000	111%	4,243	687%
CPR Class	-	18,745	0%	412	-100%
Wireless Alarm Monitoring Fees	-	58,000	0%	-	n/a
Shared Services	15,260	53,800	28%	-	n/a
Insurance Cost Reimbursements	1,804	30,000	6%	924	95%
Proceeds of Short Term Debt	-	-	n/a	-	n/a
Sale of Fixed Assets	-	-	n/a	-	n/a
Grant Money	50,000	532,884	9%	-	n/a
Impact Fees	-	2,000	0%	-	n/a
Transfers	-	756,434	0%	-	n/a
Actual Revenues	1,103,497	14,708,427	8%	878,607	26%
Budgeted Revenues	14,708,427				
% Diff	8%				

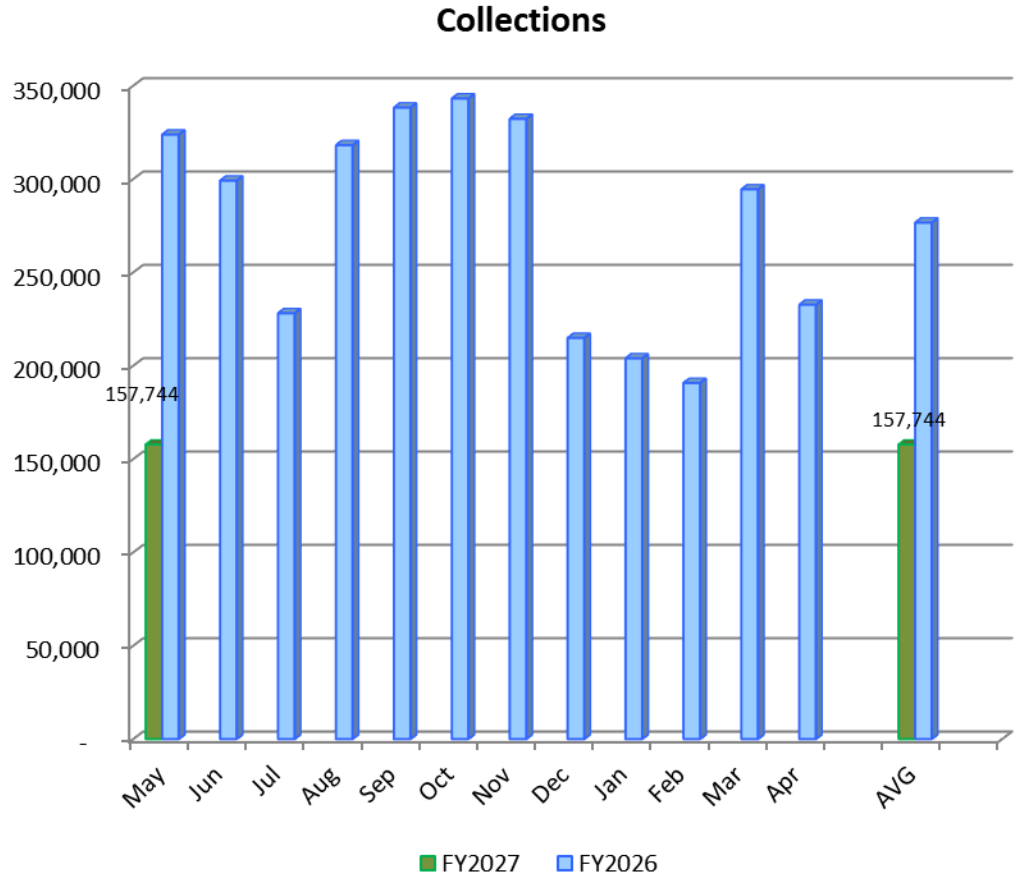
# Revenues

## Revenue Distribution



# PBS Collections

Month	FY2027	FY2026
May	157,744	323,827
Jun		299,151
Jul		228,098
Aug		318,154
Sep		338,246
Oct		343,135
Nov		332,225
Dec		214,860
Jan		203,957
Feb		190,766
Mar		294,473
Apr		232,665
AVG	157,744	276,630



# Expenditure Highlights

8% of Budget Year

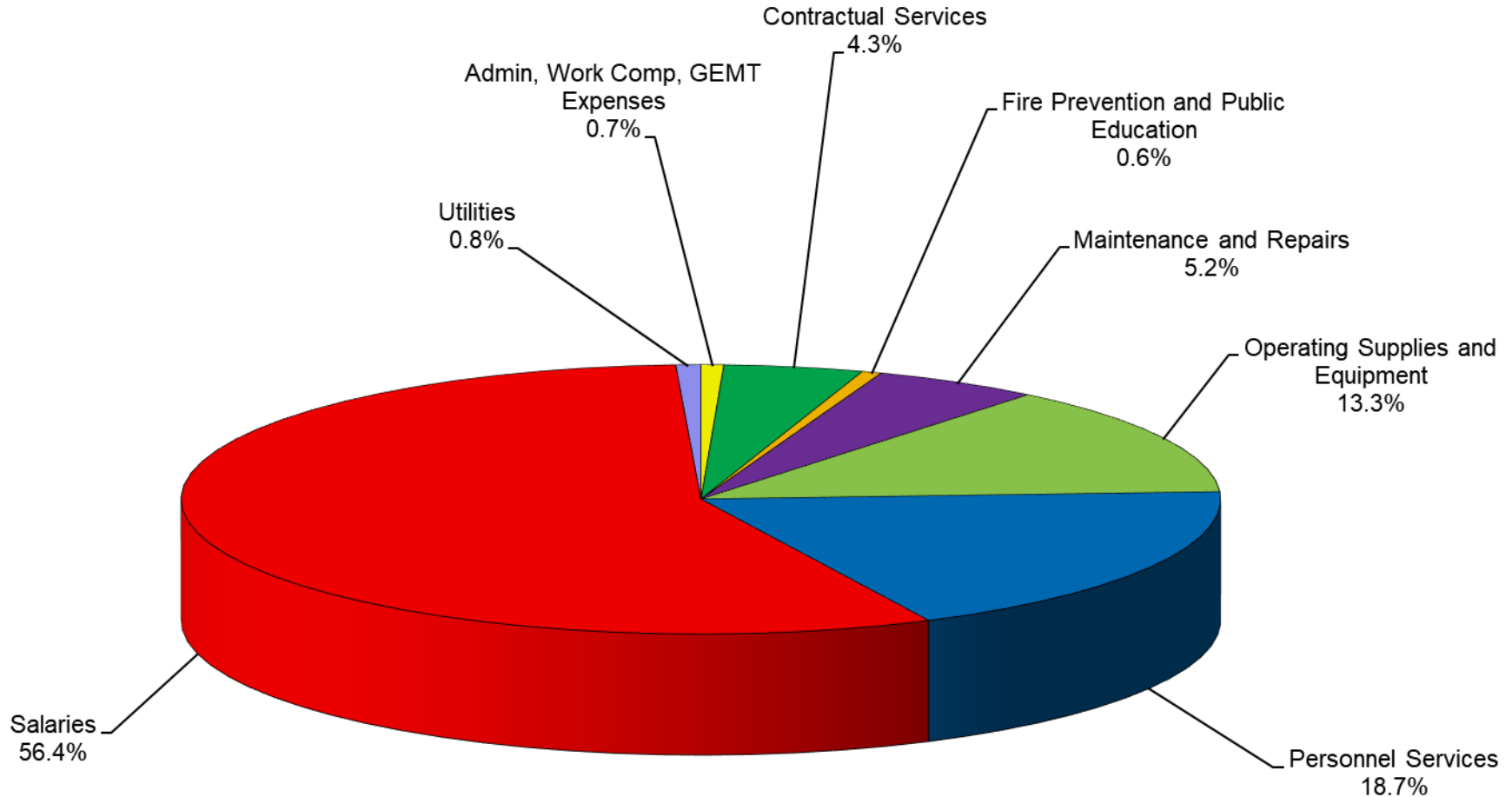
- 5% of Total Budget
- Operating Expenditures
  - 4% of Budget
- Salaries & Wages (2 of 24 payrolls or 8%)
  - 5% of Budget
- Operating Supplies; 25% of Budget
  - Stair Chair Lease Program; \$77,520
- Debt Service & Capital Expenditures; 7% of Budget
  - Debt Service Principal & Interest = \$55,381

# Expenditures

<u>Account Description</u>	<u>Total Actual</u>	<u>Budget</u>	<u>% of Budget</u>	<u>Last Year</u>	<u>Inc/(Dec) from Last Year</u>
<b><i>OPERATING EXPENDITURES</i></b>					
Admin, Work Comp, GEMT Expenses	4,598	1,344,731	0%	10,118	-55%
Contractual Services	28,230	250,830	11%	17,791	59%
Fire Prevention and Public Education	3,972	29,265	14%	4,133	-4%
Maintenance and Repairs	33,893	475,664	7%	20,051	69%
Operating Supplies and Equipment	86,460	342,385	25%	81,626	6%
Personnel Services	121,573	1,391,611	9%	101,616	20%
Salaries	367,436	7,873,567	5%	344,427	7%
Transfers to Pension/FFIB/Capital	-	2,341,081	0%	-	n/a
Utilities	5,058	84,900	6%	4,044	25%
Actual Expenditures	651,221	14,134,034	5%	583,804	12%
Budgeted Expenditures	14,134,034				
% Diff	5%				
<b><i>CAPITAL &amp; DEBT SERVICE</i></b>					
Capital Expenditures	516	448,310	0%	58,883	-99%
Debt Service	56,381	356,140	16%	59,058	-5%
Actual Expenditures	56,896	804,450	7%	117,941	-52%
Budgeted Expenditures	804,450				
% Diff	7%				

# Expenditures

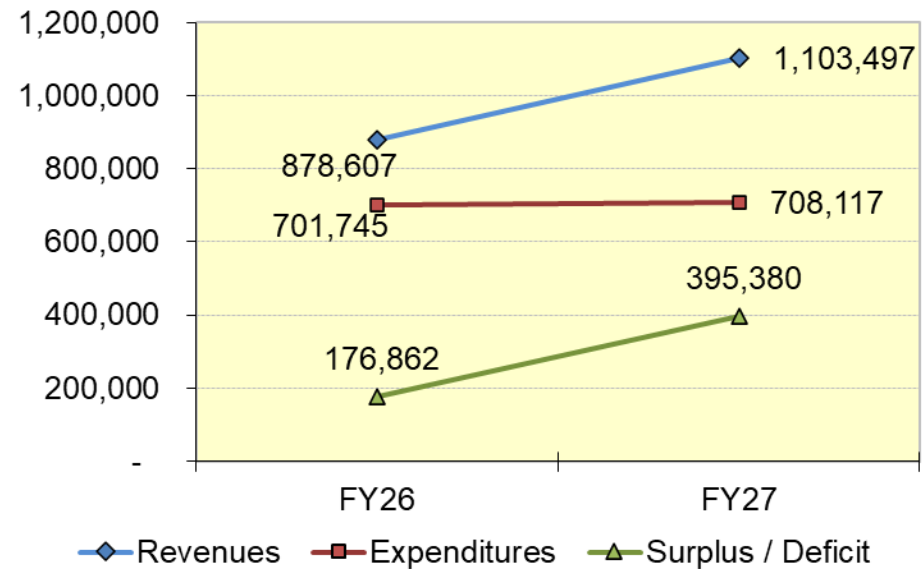
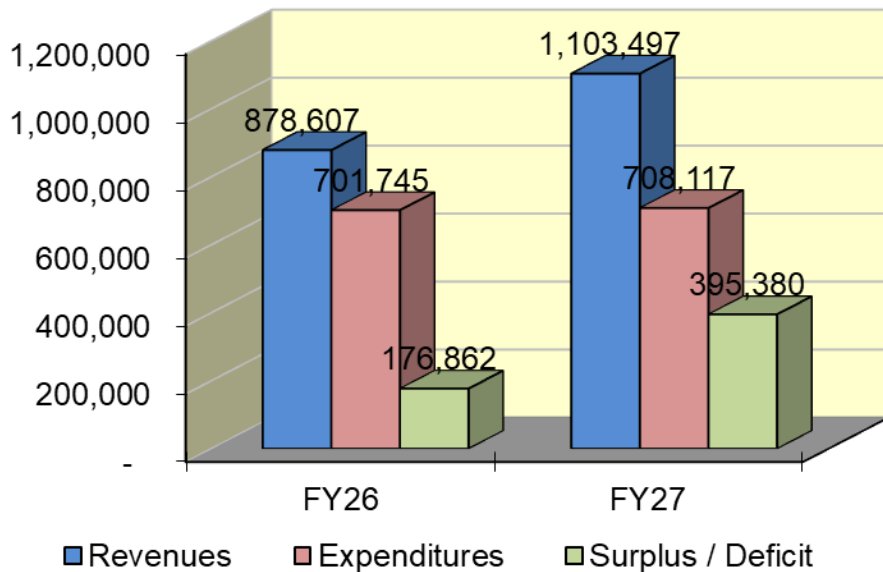
## Operational Expenditure Distribution



# Revenue, Expenditure & Fund Balance

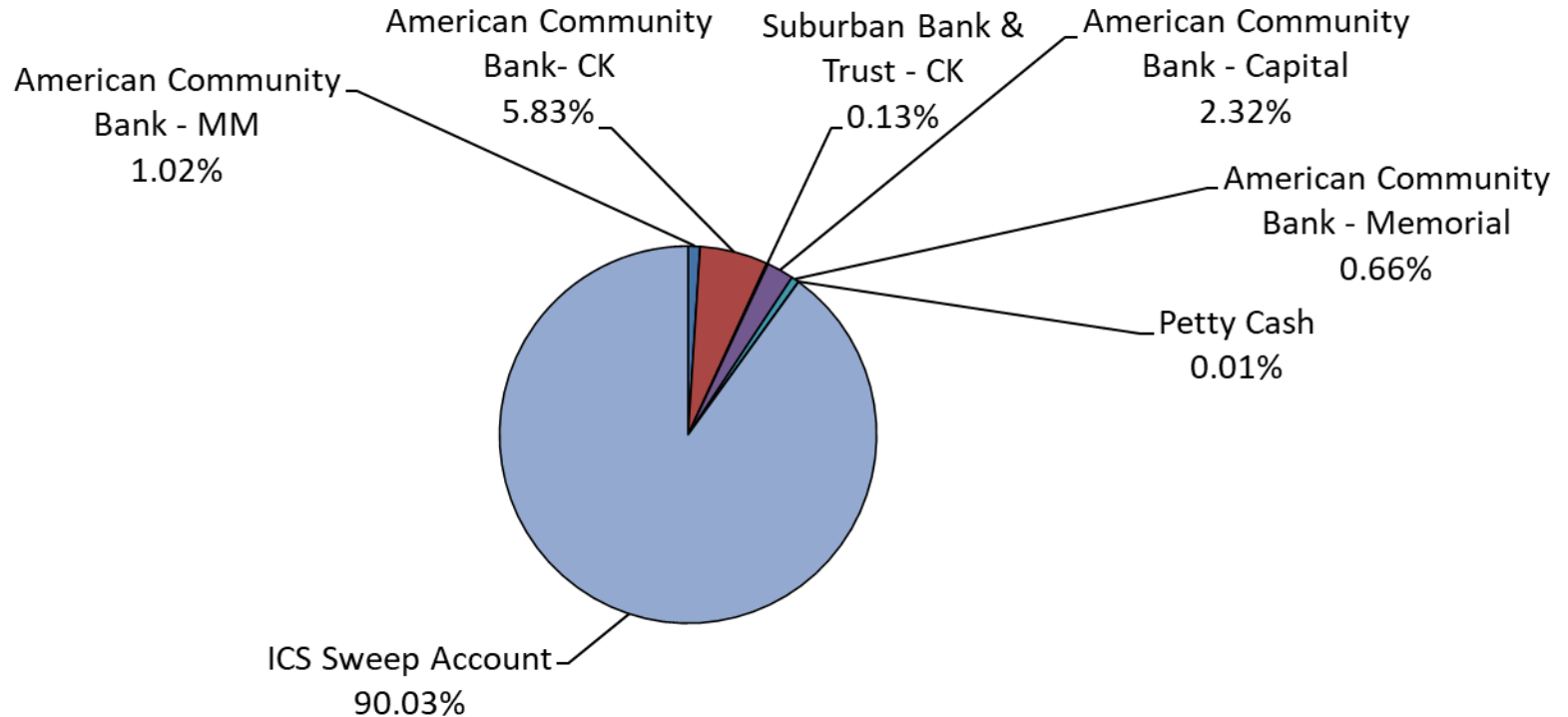
## For the 1 Month(s) Ended May 31, 2026

	Corporate	Ambulance	Pension	Capital	Total Actual
<b>TOTAL SURPLUS / (DEFICIT)</b>	<b>91,011</b>	<b>184,283</b>	<b>123,132</b>	<b>(3,046)</b>	<b>395,380</b>
BEGINNING FUND BALANCE	1,642,229	1,181,898	(134,287)	926,409	3,616,250
ENDING FUND BALANCE	1,733,240	1,366,181	(11,155)	923,363	4,011,630
Fund Balance as % of Total Expenditures	532%	420%	n/a	1623%	567%




# Investments

Bank	Account	Current Rate	This Year	Last Year
American Community Bank - MM	907	0.25%	30,636	30,522
American Community Bank- CK	875	n/a	175,000	175,000
Suburban Bank & Trust - CK	924	n/a	3,809	3,809
American Community Bank - Capital	140	0.25%	69,666	69,406
American Community Bank - Memorial	385	0.20%	19,755	19,692
Petty Cash	546	n/a	255	255
ICS Sweep Account	759	n/a	2,281,246	1,838,833
Total			<b>\$ 2,580,368</b>	<b>\$ 2,137,516</b>



# Financial Report

For the 1 Month(s) Ended May 31, 2026  
FISCAL YEAR 2027



**WOODSTOCK FIRE RESCUE DISTRICT**

Budget vs. Actual Summary  
For the 1 Month(s) Ended May 31, 2026

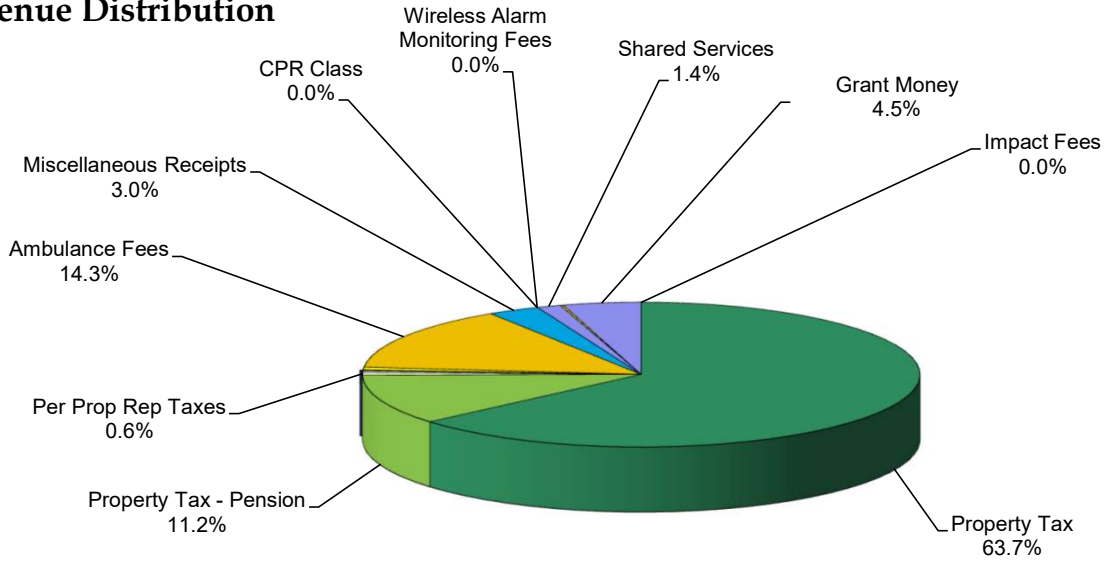
**8% of Fiscal Year**

<b>Account Description</b>	<b>Total Actual</b>	<b>Total Budget</b>	<b>% of Budget</b>
<b>REVENUE</b>			
Property Tax	702,417	8,191,917	8.6%
Property Tax - Pension	123,132	1,514,646	8.1%
Per Prop Rep Taxes	6,988	50,000	14.0%
Interest Income	3,873	75,000	5.2%
Fire Recovery	1,849	25,000	7.4%
Foreign Fire Ins	7,056	70,000	10.1%
Ambulance Fees	157,744	3,300,000	4.8%
Miscellaneous Receipts	33,372	30,000	111.2%
CPR Class	-	18,745	0.0%
Wireless Alarm Monitoring Fees	-	58,000	0.0%
Shared Services	15,260	53,800	28.4%
Insurance Cost Reimbursements	1,804	30,000	6.0%
Grant Money	50,000	532,884	9.4%
Impact Fees	-	2,000	0.0%
Transfers	-	756,434	0.0%
Actual Revenues	<u>1,103,497</u>	<u>14,708,427</u>	<u>7.5%</u>
Budgeted Revenues	<u>14,708,427</u>		
% Diff	8%		
<b>OPERATING EXPENDITURES</b>			
Admin, Work Comp, GEMT Expenses	4,598	1,344,731	0.3%
Contractual Services	28,230	250,830	11.3%
Fire Prevention and Public Education	3,972	29,265	13.6%
Maintenance and Repairs	33,893	475,664	7.1%
Operating Supplies and Equipment	86,460	342,385	25.3%
Personnel Services	121,573	1,391,611	8.7%
Salaries	367,436	7,873,567	4.7%
Transfers to Pension/FFIB/Capital	-	2,341,081	0.0%
Utilities	5,058	84,900	6.0%
Actual Expenditures	<u>651,221</u>	<u>14,134,034</u>	<u>4.6%</u>
Budgeted Expenditures	<u>14,134,034</u>		
% Diff	5%		
<b>SURPLUS / (DEFICIT) FROM OPERATIONS</b>	<u>452,276</u>	<u>574,393</u>	<u>78.7%</u>
<b>CAPITAL &amp; DEBT SERVICE</b>			
Capital Expenditures	516	448,310	0.1%
Debt Service	56,381	356,140	15.8%
Actual Expenditures	<u>56,896</u>	<u>804,450</u>	<u>7.1%</u>
Budgeted Expenditures	<u>804,450</u>		
% Diff	7%		
<b>TOTAL SURPLUS / (DEFICIT)</b>	<b>395,380</b>	<b>(230,057)</b>	
BEGINNING FUND BALANCE	3,616,250		
ENDING FUND BALANCE	<u>4,011,630</u>		

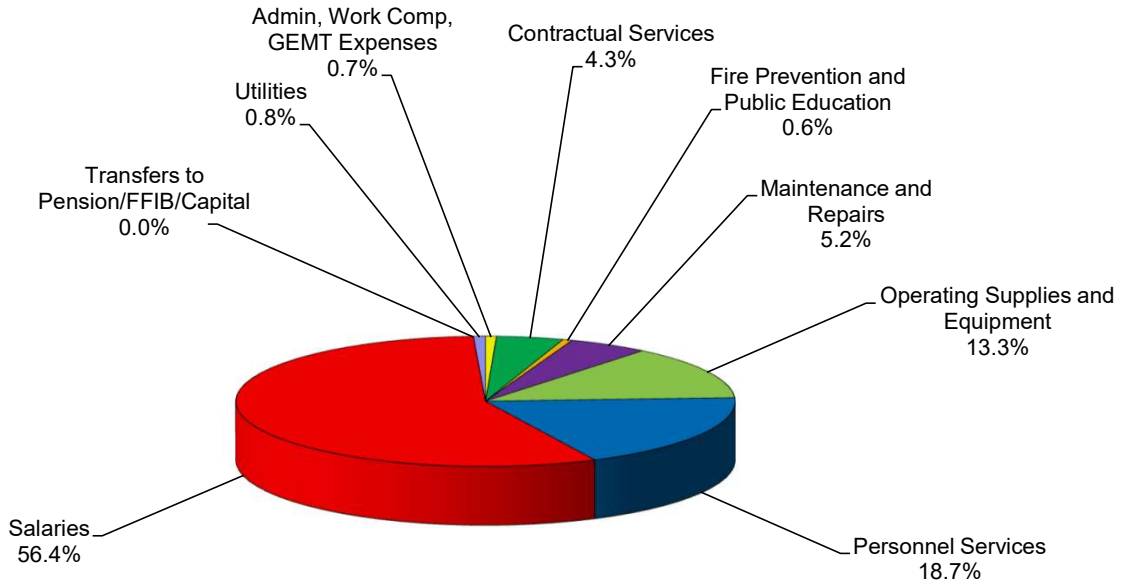
# WOODSTOCK FIRE RESCUE DISTRICT

Budget vs. Actual Summary  
For the 1 Month(s) Ended May 31, 2026

## Revenue Distribution

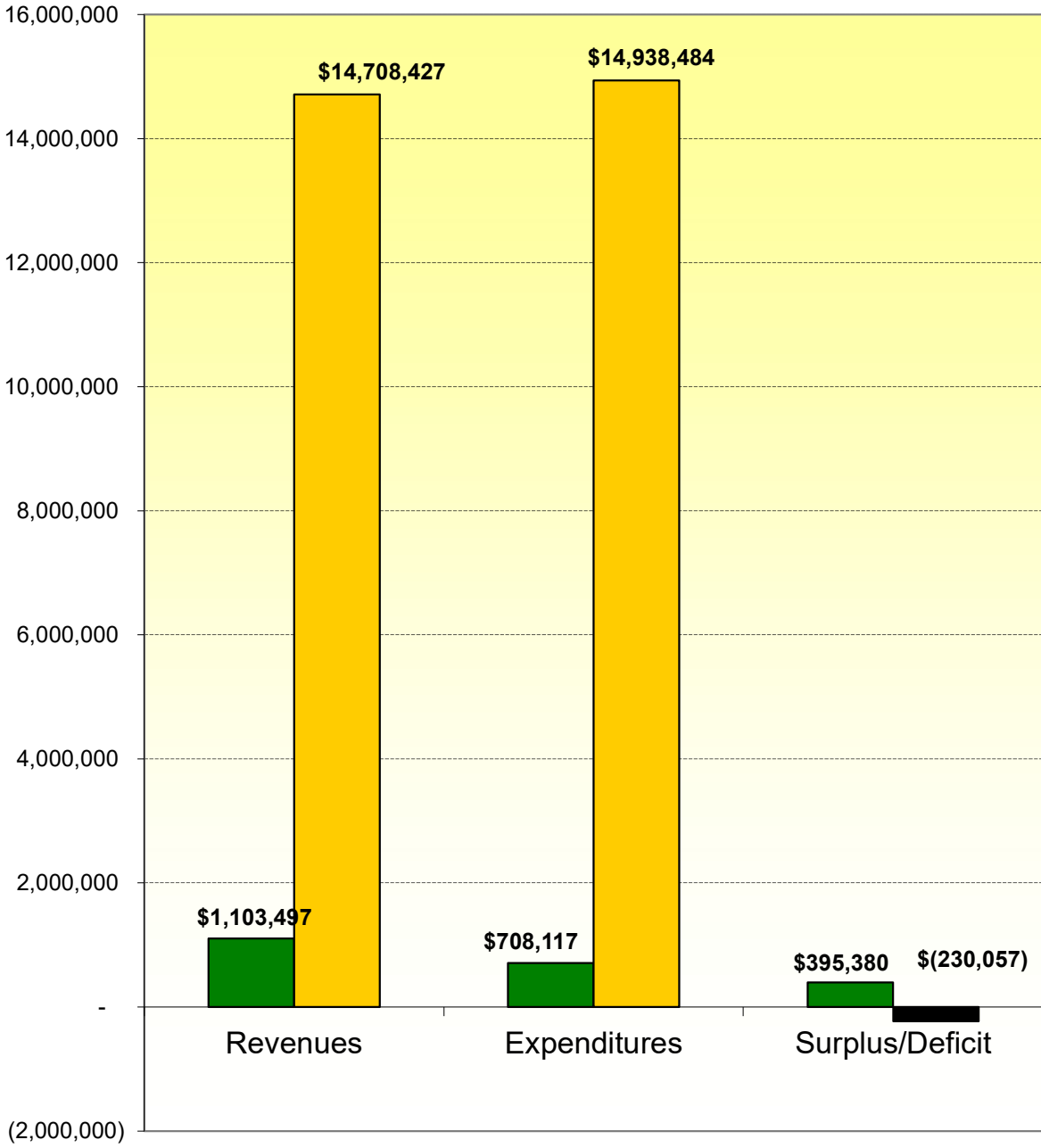


## Operational Expenditure Distribution



# WOODSTOCK FIRE RESCUE DISTRICT

Budget vs. Actual Summary  
For the 1 Month(s) Ended May 31, 2026



**WOODSTOCK FIRE RESCUE DISTRICT**

Budget vs. Actual Summary  
For the 1 Month(s) Ended May 31, 2026

**8% of Fiscal Year**

Account Description	Corporate	Ambulance	Pension	Capital	Total Actual	Total Budget	% of Budget
<b>REVENUE</b>							
Property Tax	350,268	352,150	-	-	702,417	8,191,917	9%
Property Tax - Pension	-	-	123,132	-	123,132	1,514,646	8%
Per Prop Rep Taxes	6,988	-	-	-	6,988	50,000	14%
Interest Income	23	-	-	3,850	3,873	75,000	5%
Fire Recovery	1,849	-	-	-	1,849	25,000	7%
Foreign Fire Ins	7,056	-	-	-	7,056	70,000	10%
Ambulance Fees	-	157,744	-	-	157,744	3,300,000	5%
Miscellaneous Receipts	33,372	-	-	-	33,372	30,000	111%
CPR Class	-	-	-	-	-	18,745	0%
Wireless Alarm Monitoring Fees	-	-	-	-	-	58,000	0%
Shared Services	15,260	-	-	-	15,260	53,800	28%
Insurance Cost Reimbursements	1,804	-	-	-	1,804	30,000	6%
Grant Money	-	-	-	50,000	50,000	532,884	9%
Impact Fees	-	-	-	-	-	2,000	0%
Transfers	-	-	-	-	-	756,434	0%
Actual Revenues	416,621	509,893	123,132	53,850	1,103,497	14,708,427	8%
Budgeted Revenues	5,775,381	6,584,965	1,514,646	833,434	14,708,427		
% Diff	7%	8%	8%	6%	8%		
<b>OPERATING EXPENDITURES</b>							
Admin, Work Comp, GEMT Expenses	2,299	2,299	-	-	4,598	1,344,731	0%
Contractual Services	14,115	14,115	-	-	28,230	250,830	11%
Fire Prevention and Public Education	1,986	1,986	-	-	3,972	29,265	14%
Maintenance and Repairs	16,947	16,947	-	-	33,893	475,664	7%
Operating Supplies and Equipment	43,230	43,230	-	-	86,460	342,385	25%
Personnel Services	60,786	60,786	-	-	121,573	1,391,611	9%
Salaries	183,718	183,718	-	-	367,436	7,873,567	5%
Transfers to Pension/FFIB/Capital	-	-	-	-	-	2,341,081	0%
Utilities	2,529	2,529	-	-	5,058	84,900	6%
Actual Expenditures	325,610	325,610	-	-	651,221	14,134,034	5%
Budgeted Expenditures	5,779,902	6,839,486	1,514,646	-	14,134,034		
% Diff	6%	5%	0%	n/a	5%		
<b>SURPLUS / (DEFICIT) FROM OPERATIONS</b>	91,011	184,283	123,132	53,850	452,276	574,393	79%
<b>CAPITAL &amp; DEBT SERVICE</b>							
Capital Expenditures	-	-	-	516	516	448,310	0%
Debt Service	-	-	-	56,381	56,381	356,140	16%
Actual Expenditures	-	-	-	56,896	56,896	804,450	7%
Budgeted Expenditures	-	-	-	804,450	804,450		
% Diff	n/a	n/a	n/a	7%	7%		
	<b>Corporate</b>	<b>Ambulance</b>	<b>Pension</b>	<b>Capital</b>	<b>Total Actual</b>	<b>Total Budget</b>	
<b>TOTAL SURPLUS / (DEFICIT)</b>	<b>91,011</b>	<b>184,283</b>	<b>123,132</b>	<b>(3,046)</b>	<b>395,380</b>	<b>(230,057)</b>	
BEGINNING FUND BALANCE	1,642,229	1,181,898	(134,287)	926,409	3,616,250		
ENDING FUND BALANCE	1,733,240	1,366,181	(11,155)	923,363	4,011,630		
Fund Balance as % of Total Expenditures	532%	420%	n/a	1623%	567%		

**WOODSTOCK FIRE RESCUE DISTRICT**  
**Budget vs. Actual Detail**  
**May 31, 2026**

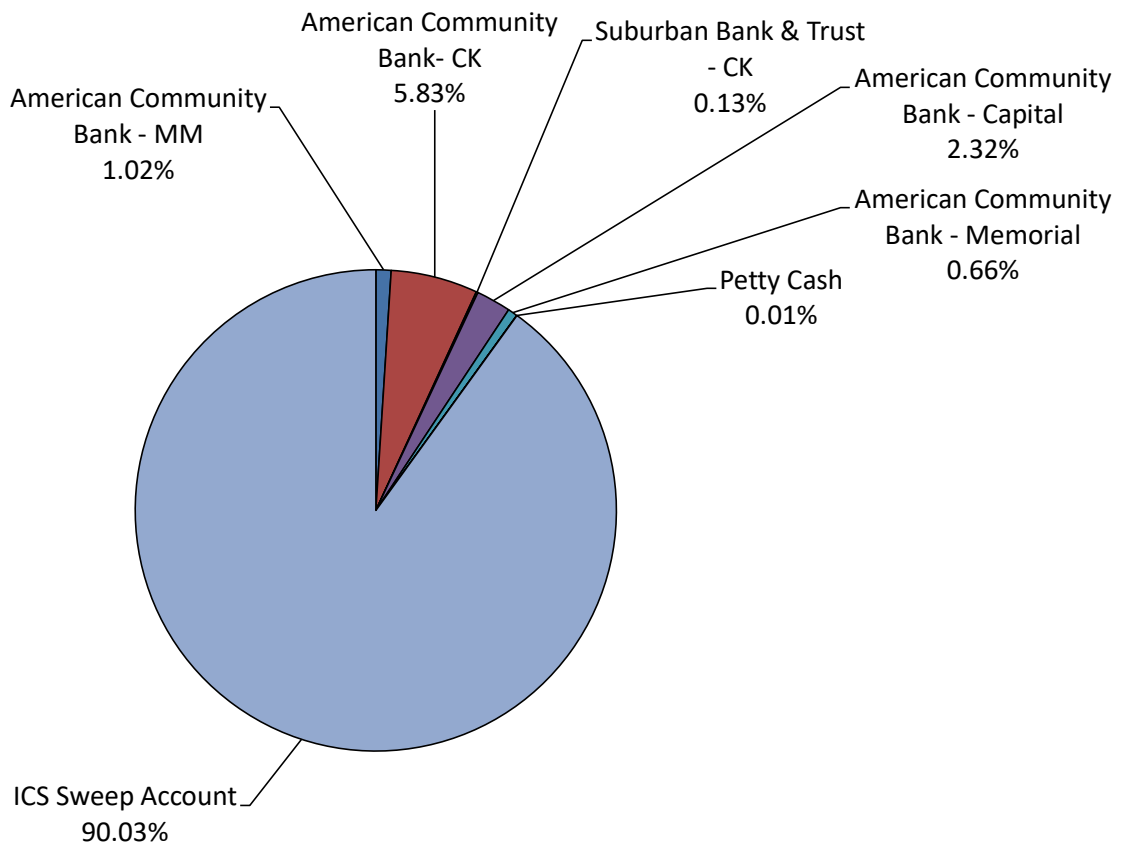
	Monthly Total	Monthly Budget	Corporate	Ambulance	Pension	Capital	YTD Total	Prior YTD	YTD Budget	\$ Over Budget	% of Budget
<b>Revenues</b>											
6010 · Property Tax	702,417.43	682,659.77	350,267.87	352,149.56	0.00	0.00	702,417.43	456,828.71	8,191,917.19	-7,489,499.76	8.58%
6010 · Property Tax - Pension	123,131.78	126,220.52	0.00	0.00	123,131.78	0.00	123,131.78	86,890.74	1,514,646.21	-1,391,514.43	8.13%
6020 · Per Prop Rep Taxes	6,988.36	4,166.67	6,988.36	0.00	0.00	0.00	6,988.36	1,988.44	50,000.00	-43,011.64	13.98%
6030 · Interest Income	3,873.32	6,250.00	23.07	0.00	0.00	3,850.25	3,873.32	3,493.34	75,000.00	-71,126.68	5.16%
6040 · Fire Recovery	1,849.28	2,083.33	1,849.28	0.00	0.00	0.00	1,849.28	0.00	25,000.00	-23,150.72	7.4%
6050 · Foreign Fire Ins/GEN	7,056.00	5,833.33	7,056.00	0.00	0.00	0.00	7,056.00	0.00	70,000.00	-62,944.00	10.08%
6060 · Ambulance Fees	157,743.74	275,000.00	0.00	157,743.74	0.00	0.00	157,743.74	323,826.61	3,300,000.00	-3,142,256.26	4.78%
6070 · Miscellaneous Receipts	33,372.24	2,500.00	33,372.24	0.00	0.00	0.00	33,372.24	4,242.50	30,000.00	3,372.24	111.24%
6080 · CPR Revenue	0.00	1,562.08	0.00	0.00	0.00	0.00	0.00	412.00	18,745.00	-18,745.00	0.0%
6085 · Wireless Alarm Monitoring Fe	0.00	4,833.33	0.00	0.00	0.00	0.00	0.00	0.00	58,000.00	-58,000.00	0.0%
6087 · Dispatching Fees Reimburs	0.00	0.00	0.00	0.00	0.00	0.00	0.00	0.00	0.00	0.00	0.0%
6088 · Shared Services	15,260.00	4,483.33	15,260.00	0.00	0.00	0.00	15,260.00	0.00	53,800.00	-38,540.00	28.36%
6090 · Insurance Cost Reimburseme	1,804.42	2,500.00	1,804.42	0.00	0.00	0.00	1,804.42	924.48	30,000.00	-28,195.58	6.02%
9030-1 · Proceeds of Short Term Del	0.00	0.00	0.00	0.00	0.00	0.00	0.00	0.00	0.00	0.00	0.0%
9040 · Sale of Fixed Assets	0.00	0.00	0.00	0.00	0.00	0.00	0.00	0.00	0.00	0.00	0.0%
9070 · Grant Money - Other	50,000.00	44,407.00	0.00	0.00	0.00	50,000.00	50,000.00	0.00	532,884.00	-482,884.00	9.38%
9075 · Transfer	0.00	63,036.19	0.00	0.00	0.00	0.00	0.00	0.00	756,434.30	-756,434.30	0.0%
9080 · Impact Fees	0.00	166.67	0.00	0.00	0.00	0.00	0.00	0.00	2,000.00	-2,000.00	0.0%
<b>Total Revenues</b>	<b>1,103,496.57</b>	<b>1,225,702.23</b>	<b>416,621.24</b>	<b>509,893.30</b>	<b>123,131.78</b>	<b>53,850.25</b>	<b>1,103,496.57</b>	<b>878,606.82</b>	<b>14,708,426.70</b>	<b>-13,604,930.13</b>	<b>7.5%</b>
<b>Expenditures</b>											
<b>Admin, Work Comp, GEMT Expenses</b>											
8010 · Office Supplies	598.12	1,100.00	299.06	299.06	0.00	0.00	598.12	511.13	13,200.00	-12,601.88	4.53%
8030 · Internet/E-mail	1,061.50	4,414.67	530.75	530.75	0.00	0.00	1,061.50	626.10	52,976.00	-51,914.50	2.0%
8040 · Telephone	669.96	669.42	334.98	334.98	0.00	0.00	669.96	676.49	8,033.00	-7,363.04	8.34%
8050 · Postage	0.00	333.33	0.00	0.00	0.00	0.00	0.00	179.29	4,000.00	-4,000.00	0.0%
8070 · Dues and Subscriptions	456.48	2,885.17	228.24	228.24	0.00	0.00	456.48	521.38	34,622.00	-34,165.52	1.32%
8080 · Bookkeeping/Audit	1,812.10	5,366.67	906.05	906.05	0.00	0.00	1,812.10	2,642.66	64,400.00	-62,587.90	2.81%
8085 · Ambulance Billing	0.00	53,416.67	0.00	0.00	0.00	0.00	0.00	3,535.51	641,000.00	-641,000.00	0.0%
8090 · Fire Commission	0.00	3,750.00	0.00	0.00	0.00	0.00	0.00	698.95	45,000.00	-45,000.00	0.0%
8100 · Legal Expenses	0.00	3,291.67	0.00	0.00	0.00	0.00	0.00	726.20	39,500.00	-39,500.00	0.0%
8110 · Work Comp/Liability Ins	0.00	36,833.33	0.00	0.00	0.00	0.00	0.00	0.00	442,000.00	-442,000.00	0.0%
<b>Subtotal</b>	<b>4,598.16</b>	<b>112,060.92</b>	<b>2,299.08</b>	<b>2,299.08</b>	<b>0.00</b>	<b>0.00</b>	<b>4,598.16</b>	<b>10,117.71</b>	<b>1,344,731.00</b>	<b>-1,340,132.84</b>	<b>0.34%</b>
<b>Contractual Services</b>											
8150 · Dispatching	19,100.83	20,052.50	9,550.42	9,550.42	0.00	0.00	19,100.83	17,790.83	240,630.00	-221,529.17	7.94%
8160 · Lake County Special Te	9,129.00	850.00	4,564.50	4,564.50	0.00	0.00	9,129.00	0.00	10,200.00	-1,071.00	89.5%
8170 · Contractual Employer	0.00	0.00	0.00	0.00	0.00	0.00	0.00	0.00	0.00	0.00	0.0%
<b>Subtotal</b>	<b>28,229.83</b>	<b>20,902.50</b>	<b>14,114.92</b>	<b>14,114.92</b>	<b>0.00</b>	<b>0.00</b>	<b>28,229.83</b>	<b>17,790.83</b>	<b>250,830.00</b>	<b>-222,600.17</b>	<b>11.26%</b>
<b>Fire Prevention and Public Education</b>											
8200 · Public Education	360.12	1,108.33	180.06	180.06	0.00	0.00	360.12	2,032.12	13,300.00	-12,939.88	2.71%
8230 · Lock Box Program	2,789.22	412.50	1,394.61	1,394.61	0.00	0.00	2,789.22	2,040.88	4,950.00	-2,160.78	56.35%
8240 · Address Sign Program	74.99	100.00	37.50	37.50	0.00	0.00	74.99	0.00	1,200.00	-1,125.01	6.25%
8250 · Dues and Subscriptions	0.00	0.00	0.00	0.00	0.00	0.00	0.00	0.00	0.00	0.00	0.0%
8260 · Fire Extinguisher Traini	0.00	0.00	0.00	0.00	0.00	0.00	0.00	0.00	0.00	0.00	0.0%
8270 · CPR Expense	747.50	734.58	373.75	373.75	0.00	0.00	747.50	0.00	8,815.00	-8,067.50	8.48%

**WOODSTOCK FIRE RESCUE DISTRICT**  
**Budget vs. Actual Detail**  
**May 31, 2026**

	Monthly Total	Monthly Budget	Corporate	Ambulance	Pension	Capital	YTD Total	Prior YTD	YTD Budget	\$ Over Budget	% of Budget
8280 · Fire Inspection Program	0.00	0.00	0.00	0.00	0.00	0.00	0.00	0.00	0.00	0.00	0.0%
8290 · Miscellaneous	0.00	83.33	0.00	0.00	0.00	0.00	0.00	59.95	1,000.00	-1,000.00	0.0%
<b>Subtotal</b>	<b>3,971.83</b>	<b>2,438.75</b>	<b>1,985.92</b>	<b>1,985.92</b>	<b>0.00</b>	<b>0.00</b>	<b>3,971.83</b>	<b>4,132.95</b>	<b>29,265.00</b>	<b>-25,293.17</b>	<b>13.57%</b>
<b>Maintenance and Repairs</b>											
8600 · Vehicles (service & mat	8,915.30	10,019.17	4,457.65	4,457.65	0.00	0.00	8,915.30	6,161.57	120,230.00	-111,314.70	7.42%
8610 · Equipment (service & m	7,678.89	7,325.67	3,839.45	3,839.45	0.00	0.00	7,678.89	4,254.00	87,908.00	-80,229.11	8.74%
8620 · Bldg. & Grnds (serv. & r	9,436.91	14,277.17	4,718.46	4,718.46	0.00	0.00	9,436.91	3,091.20	171,326.00	-161,889.09	5.51%
8630 · Fuel	7,862.29	8,016.67	3,931.15	3,931.15	0.00	0.00	7,862.29	6,544.13	96,200.00	-88,337.71	8.17%
<b>Subtotal</b>	<b>33,893.39</b>	<b>39,638.67</b>	<b>16,946.70</b>	<b>16,946.70</b>	<b>0.00</b>	<b>0.00</b>	<b>33,893.39</b>	<b>20,050.90</b>	<b>475,664.00</b>	<b>-441,770.61</b>	<b>7.13%</b>
<b>Operating Supplies and Equipment</b>											
8500 · Building Supplies	620.02	2,083.33	310.01	310.01	0.00	0.00	620.02	1,608.38	25,000.00	-24,379.98	2.48%
8510 · Medical Supplies	80,671.63	14,308.75	40,335.82	40,335.82	0.00	0.00	80,671.63	78,636.07	171,705.00	-91,033.37	46.98%
8520 · Miscellaneous Equipme	56.36	833.33	28.18	28.18	0.00	0.00	56.36	1,435.90	10,000.00	-9,943.64	0.56%
8530 · Personal Protective Equ	374.50	9,223.33	187.25	187.25	0.00	0.00	374.50	0.00	110,680.00	-110,305.50	0.34%
<b>Subtotal</b>	<b>81,722.51</b>	<b>26,448.75</b>	<b>40,861.26</b>	<b>40,861.26</b>	<b>0.00</b>	<b>0.00</b>	<b>81,722.51</b>	<b>81,680.35</b>	<b>317,385.00</b>	<b>-235,662.49</b>	<b>25.75%</b>
<b>Personnel Services</b>											
8400 · Payroll Taxes	8,961.77	15,000.00	4,480.89	4,480.89	0.00	0.00	8,961.77	13,479.81	180,000.00	-171,038.23	4.98%
8420 · Health and Fitness	13,181.41	3,675.00	6,590.71	6,590.71	0.00	0.00	13,181.41	13,744.20	44,100.00	-30,918.59	29.89%
8430 · Training	3,898.23	6,971.25	1,949.12	1,949.12	0.00	0.00	3,898.23	3,277.20	83,655.00	-79,756.77	4.66%
8440 · Uniforms	6,481.00	5,113.00	3,240.50	3,240.50	0.00	0.00	6,481.00	3,299.00	61,356.00	-54,875.00	10.56%
8470 · Health/Life Insurance	85,691.30	83,333.33	42,845.65	42,845.65	0.00	0.00	85,691.30	67,378.62	1,000,000.00	-914,308.70	8.57%
8485 · Recognition/Events	3,358.89	1,875.00	1,679.45	1,679.45	0.00	0.00	3,358.89	436.77	22,500.00	-19,141.11	14.93%
<b>Subtotal</b>	<b>121,572.60</b>	<b>115,967.58</b>	<b>60,786.30</b>	<b>60,786.30</b>	<b>0.00</b>	<b>0.00</b>	<b>121,572.60</b>	<b>101,615.60</b>	<b>1,391,611.00</b>	<b>-1,270,038.40</b>	<b>8.74%</b>
<b>Salaries</b>											
8300 · Administrative	24,476.57	54,682.92	12,238.29	12,238.29	0.00	0.00	24,476.57	23,391.41	656,195.00	-631,718.43	3.73%
8305 · Part-time/Apprentice Sti	57,235.62	84,237.33	28,617.81	28,617.81	0.00	0.00	57,235.62	59,953.04	1,010,848.00	-953,612.38	5.66%
8315 · Career FF/PM	271,028.36	467,585.33	135,514.18	135,514.18	0.00	0.00	271,028.36	252,326.63	5,611,024.00	-5,339,995.64	4.83%
8320 · Risk Care Management	0.00	0.00	0.00	0.00	0.00	0.00	0.00	0.00	0.00	0.00	0.00%
8325 · Overtime	14,695.93	47,583.33	7,347.97	7,347.97	0.00	0.00	14,695.93	8,755.46	571,000.00	-556,304.07	2.57%
8340 · Trustees	0.00	2,041.67	0.00	0.00	0.00	0.00	0.00	0.00	24,500.00	-24,500.00	0.00%
<b>Subtotal</b>	<b>367,436.48</b>	<b>656,130.58</b>	<b>183,718.24</b>	<b>183,718.24</b>	<b>0.00</b>	<b>0.00</b>	<b>367,436.48</b>	<b>344,426.54</b>	<b>7,873,567.00</b>	<b>-7,481,630.52</b>	<b>4.67%</b>
<b>Transfers to Pension &amp; FFIB</b>											
8700 · Misc & Contingent	4,737.83	2,083.33	2,368.92	2,368.92	0.00	0.00	4,737.83	-54.56	25,000.00	-20,262.17	18.95%
8720 · Transfer-Corp/Capital F	0.00	63,036.19	0.00	0.00	0.00	0.00	0.00	0.00	756,434.30	-756,434.30	0.0%
8720 · Transfer-Pension Prope	0.00	126,220.52	0.00	0.00	0.00	0.00	0.00	0.00	1,514,646.21	-1,514,646.21	0.0%
8750 · Transfer-Foreign Fire Tr	0.00	5,833.33	0.00	0.00	0.00	0.00	0.00	0.00	70,000.00	-70,000.00	0.0%
<b>Subtotal</b>	<b>4,737.83</b>	<b>197,173.38</b>	<b>2,368.92</b>	<b>2,368.92</b>	<b>0.00</b>	<b>0.00</b>	<b>4,737.83</b>	<b>-54.56</b>	<b>2,366,080.51</b>	<b>-2,291,342.68</b>	<b>0.2%</b>
<b>Utilities</b>											
8550 · Electric	4,030.74	3,382.00	2,015.37	2,015.37	0.00	0.00	4,030.74	0.00	40,584.00	-36,553.26	9.93%
8560 · Natural Gas	481.60	2,918.00	240.80	240.80	0.00	0.00	481.60	1,307.06	35,016.00	-34,534.40	1.38%
8570 · Water and Sewer	545.60	250.00	272.80	272.80	0.00	0.00	545.60	805.21	3,000.00	-2,454.40	18.19%
8590 · Garbage Collection	0.00	525.00	0.00	0.00	0.00	0.00	0.00	1,931.28	6,300.00	-6,300.00	0.0%
<b>Subtotal</b>	<b>5,057.94</b>	<b>7,075.00</b>	<b>2,528.97</b>	<b>2,528.97</b>	<b>0.00</b>	<b>0.00</b>	<b>5,057.94</b>	<b>4,043.55</b>	<b>84,900.00</b>	<b>-79,842.06</b>	<b>5.96%</b>
<b>Capital &amp; Debt Service</b>											
8800 · Building & Grounds	515.85	28,750.00	0.00	0.00	0.00	515.85	515.85	0.00	345,000.00	-344,484.15	0.15%
8810 · New Equipment	0.00	8,609.17	0.00	0.00	0.00	0.00	0.00	53,579.87	103,310.00	-103,310.00	0.0%
8820 · Vehicles (refurbish & ac	0.00	0.00	0.00	0.00	0.00	0.00	0.00	5,303.06	0.00	0.00	0.0%
8900 · Principal on Debt Proce	55,608.87	25,213.58	0.00	0.00	0.00	55,608.87	55,608.87	57,813.87	302,563.00	-246,954.13	18.38%
8910 · Interest on Debt Procee	771.64	4,464.75	0.00	0.00	0.00	771.64	771.64	1,243.91	53,577.00	-52,805.36	1.44%
<b>Subtotal</b>	<b>56,896.36</b>	<b>67,037.50</b>	<b>0.00</b>	<b>0.00</b>	<b>0.00</b>	<b>56,896.36</b>	<b>56,896.36</b>	<b>117,940.71</b>	<b>804,450.00</b>	<b>-747,553.64</b>	<b>7.07%</b>
<b>Total Expenditures</b>	<b>708,116.93</b>	<b>1,244,873.63</b>	<b>325,610.29</b>	<b>325,610.29</b>	<b>0.00</b>	<b>56,896.36</b>	<b>708,116.93</b>	<b>701,744.58</b>	<b>14,938,483.51</b>	<b>-14,135,866.58</b>	<b>4.74%</b>
<b>Net Income</b>	<b>395,379.64</b>	<b>-19,171.40</b>	<b>91,010.96</b>	<b>184,283.02</b>	<b>123,131.78</b>	<b>-3,046.11</b>	<b>395,379.64</b>	<b>176,862.24</b>	<b>-230,056.81</b>	<b>625,436.45</b>	<b>-171.86%</b>

**Woodstock Fire Rescue District  
Investments  
May 31, 2026**

<b>Bank</b>	<b>Account</b>	<b>Current Rate</b>	<b>This Year</b>	<b>Last Year</b>
American Community Bank - MM	907	0.25%	30,642	30,534
American Community Bank- CK	875	n/a	175,000	175,000
Suburban Bank & Trust - CK	924	n/a	3,809	3,809
American Community Bank - Capital	140	0.25%	69,680	69,434
American Community Bank - Memorial	385	0.20%	19,759	19,700
Petty Cash	546	n/a	255	255
ICS Sweep Account	759	n/a	2,701,845	2,022,313
<b>Total</b>			<b>\$ 3,000,990</b>	<b>\$ 2,321,046</b>



# Woodstock Fire/Rescue District

## Bank Account Summary

### June 2026

Account	6/18/2026	Purpose
<b>American Community - Building, Vehicle &amp; Equipment Fund</b>	\$69,680.05	Purchase of large-ticket items such as vehicles, stations, or major equipment. Also, payments of our 0% interest vehicle loan come from this account (\$12,500/year)
<b>American Community - Memorial Fund</b>	\$19,758.59	Used to hold funds given to the department (such as donations). Usually they are earmarked to "do something for the department or for the firefighters".
<b>American Community - Petty Cash Account</b>	\$3.20	Used for small purchases that require cash up front, but can not or should not wait until the next regular Trustees' meeting.
<b>American Community - Checking Account</b>	\$175,000.00	Used to pay vendor bills, payroll, etc. Balances are replenished via transfers from the Money Market account.
<b>American Community - Money Market Account</b>	\$30,642.40	Used to hold the majority of the District's annual operating funds. County tax disbursements are electronically deposited in this account. Ambulance fee collections are also transferred into this account.
<b>Promontory ICS Shadow Account</b>	\$5,668,353.50	Account linked to checking account

# Fire Recovery USA - Monthly Totals For Woodstock Fire Rescue District

**May, 2026**

This monthly status report gives you a quick snapshot (as of 2026-05-01) of the claims which have been submitted and paid in the previous month.

	Last Month (May)		All Year (2026)	
	# Claims	\$ Amount	# Claims	\$ Amount
<b>Claims Submitted</b>	7	\$1,104.00	27	\$7,624.00
<b>Payments Received By FRUSA</b>	0	\$0.00	11	\$4,657.28
<b>Payment Plans Received By FRUSA</b>	0	\$0.00	0	\$0.00
<b>Claims Denied</b>	0	\$0.00	3	\$1,104.00
<b>Non-Billable (Other)</b>	2	-	6	-
<b>In Progress</b>	5	-	9	-

**Woodstock Fire/Rescue District**  
**Trustees Meeting Report**  
 Jun 1, 2026 - Jun 30, 2026

---

Memo	Amount
<b>Air One Equipment, Inc.</b>	
NFPA Flow Testing	134.00
Total Air One Equipment, Inc.	134.00
<b>Airgas USA, LLC</b>	
Oxygen Supply	217.19
oxygen Supply	228.45
Total Airgas USA, LLC	445.64
<b>Amazon</b>	
AMAZON- See attached Invoice	164.98
AMAZON- See attached Invoice	259.84
AMAZON- See attached Invoice	65.89
Total Amazon	490.71
<b>Associated Electrical Contractors</b>	
Motor Purchase for St. 3 Exhaust fan	732.55
Total Associated Electrical Contractors	732.55
<b>AT &amp; T Mobility</b>	
New Carrier- Department Cell Phones	1,028.43
Total AT & T Mobility	1,028.43
<b>Batteries Plus LLC</b>	
Batteries	32.95
Batteries	177.84
Total Batteries Plus LLC	210.79
<b>Blu Petroleum</b>	
Fuel	3,029.27
Fuel	832.73
Fuel	3,138.89
Fuel	2,476.45
Total Blu Petroleum	9,477.34
<b>BoundTree Medical</b>	
Medical Supplies	14.38
Medical Supplies	792.63
Medical Supplies	39.50
Medical Supplies	673.80
Total BoundTree Medical	1,520.31

Memo	Amount
<b>Bull Valley Ford</b>	
U-33694 BAT 4- Shifting problem	74.25
Total Bull Valley Ford	74.25
<b>Certified Laboratories</b>	
Torque Glide 5 GL, ACCL Aerosol	526.45
Total Certified Laboratories	526.45
<b>City of McHenry</b>	
June 2026 Dispatch Fees	17,516.83
Total City of McHenry	17,516.83
<b>City of Woodstock</b>	
St. 1 Water	66.65
Mechanic Shop Water	49.59
Total City of Woodstock	116.24
<b>Comcast Business</b>	
Business Trunking	349.85
Total Comcast Business	349.85
<b>Comcast Business - Dean</b>	
	53.95
Total Comcast Business - Dean	53.95
<b>Comcast Business - Judd</b>	
May and June 2026	946.46
Total Comcast Business - Judd	946.46
<b>Comcast Business - Raffel</b>	
	289.66
Total Comcast Business - Raffel	289.66
<b>Comcast Xfinity - Sta 2 Cable</b>	
May and June 2026	175.26
Total Comcast Xfinity - Sta 2 Cable	175.26
<b>ComEd- Shop</b>	
	126.91
Total ComEd- Shop	126.91

Memo	Amount
<b>ComEd St. 1</b>	
	1,655.18
Total ComEd St. 1	1,655.18
<b>ComEd St. 2</b>	
	937.22
Total ComEd St. 2	937.22
<b>ComEd St. 3</b>	
05/04-06/03	901.15
Total ComEd St. 3	901.15
<b>Dinges Fire Company</b>	
Mens Boot ( 2)	710.00
Total Dinges Fire Company	710.00
<b>Ed's Automotive</b>	
Safety Lane Inspections	160.00
Total Ed's Automotive	160.00
<b>Elan Financial Services</b>	
Department credit cards June 2026	2,862.35
Total Elan Financial Services	2,862.35
<b>Elgin Community College</b>	
Leu- Engine Company Operations	725.00
Total Elgin Community College	725.00
<b>Fastenal Company</b>	
Mechanic Shop parts	690.37
Total Fastenal Company	690.37
<b>Fire Service, Inc.</b>	
Panel mount	1,106.95
Total Fire Service, Inc.	1,106.95
<b>First Arriving IO, Inc.</b>	
Annual Subscription renewal	1,720.62
Total First Arriving IO, Inc.	1,720.62

Memo	Amount
<b>Foster Coach Sales, Inc.</b>	
Door Handle	280.65
Total Foster Coach Sales, Inc.	280.65
<b>Gov Accounting, LLC</b>	
Professional Acct. Services	1,750.00
Total Gov Accounting, LLC	1,750.00
<b>IAFF Health and WellnessTrust</b>	
June 2026 Health insurance premium	93,246.84
Total IAFF Health and WellnessTrust	93,246.84
<b>INTEGRA</b>	
St. 2 Copier	6.20
St. 3 Copier	5.16
St. 1 Copier	145.62
Total INTEGRA	156.98
<b>Langton Group</b>	
Monthly Lawn Care St. 2 & 3	2,108.70
Total Langton Group	2,108.70
<b>Lesniak, Jeff.</b>	
Education Reimbursement	480.22
Total Lesniak, Jeff.	480.22
<b>McHenry County College-Cashier</b>	
Hedges- Leadership courses	223.50
Total McHenry County College-Cashier	223.50
<b>Menards</b>	
Stack Bin for Medical Supplies	12.45
Padlock, Split keys ring	8.68
Office Vacuum	219.99
Fire investigation supplies	639.79
Duct Tape	9.99
office Supply	21.84
Total Menards	912.74

Memo	Amount
<b>MetLife- Group Benefits</b>	
Vision `New members	55.74
June 2026 Premium Vision	1,115.86
Total MetLife- Group Benefits	1,171.60
<b>Motorola Solutions- Starcom 21</b>	
Radios to dispatch	1,642.00
Total Motorola Solutions- Starcom 21	1,642.00
<b>National Testing Network</b>	
Annual Renewal	1,000.00
Total National Testing Network	1,000.00
<b>Nederman</b>	
St. 1 Nederman	1,739.10
Total Nederman	1,739.10
<b>Nicor Gas- St. 1</b>	
04/24-05/26	440.30
Total Nicor Gas- St. 1	440.30
<b>Nicor Gas- St. 3</b>	
04/28-05/28	240.80
Total Nicor Gas- St. 3	240.80
<b>Northwest Herald</b>	
Legal Posting- RFP	237.94
Total Northwest Herald	237.94
<b>Office Depot</b>	
BLDG supplies - cofee filters	35.60
bldg supplies- creamer, sugar, toilet paper, big fold towels	502.93
Total Office Depot	538.53
<b>Paramedic Billing Service</b>	
Monthly ambulance Billing	1,333.05
Total Paramedic Billing Service	1,333.05
<b>Parker, Brendan.</b>	
Reimbursement for purchases made after Clay street fire	106.11
Total Parker, Brendan.	106.11

Memo	Amount
<b>Perspectives</b>	
EAP services Monthly Fee	377.41
Total Perspectives	377.41
<b>R&amp;S Screen Printing and Graphics</b>	
Sweatshirt Order	1,246.00
Uniform Order- Blanket	18.00
Total R&S Screen Printing and Graphics	1,264.00
<b>Ralph's General Rent-all</b>	
Exhaust gasket, Pan head screw	37.76
Total Ralph's General Rent-all	37.76
<b>Simply Striping</b>	
St. 3 Parking Lot Striping	475.00
St. 2 Parking Lot Striping	475.00
St. 1 Parking Lot Striping	475.00
Total Simply Striping	1,425.00
<b>Snap ON Industrial</b>	
Dead Blow Sledge Hammers (2)	413.56
Total Snap ON Industrial	413.56
<b>Standard Insurance Company</b>	
Life insurance premium ( District Paid)	1,254.56
Life, VOL, STD LTD insurance premiums	2,967.67
Total Standard Insurance Company	4,222.23
<b>Telcom Innovations Group, LLC</b>	
Mitel Software 07/28-2026-07/27/2027	353.22
Total Telcom Innovations Group, LLC	353.22
<b>The Locker Shop</b>	
Uniform Orders	8,987.00
Uniform Order	552.00
Uniform Order	1,391.00
Total The Locker Shop	10,930.00
<b>Total Systems Roofing</b>	
St. 2 Leak repair	840.00
Preventative Roof Maintenance Service agreement	315.00
Total Total Systems Roofing	1,155.00

Memo	Amount
<b>Uline</b>	
Office Hutch	941.45
Total Uline	941.45
<b>United Laboratories</b>	
Medical Supplies	1,695.78
Medical Supplies	2,066.82
Total United Laboratories	3,762.60
<b>US Digital Designs</b>	
Station Alerting	7,877.43
Total US Digital Designs	7,877.43
<b>Verizon Wireless</b>	
Department Cell Phones	470.79
Total Verizon Wireless	470.79
<b>Zoll Medical Corporation</b>	
Medical Supplies	67.20
Medical Supplies	1,001.30
Total Zoll Medical Corporation	1,068.50
<b>Zukowski, Rogers, Flood &amp; McArdle</b>	
Professional Legal services	536.25
Professional Legal services	1,803.75
Total Zukowski, Rogers, Flood & McArdle	2,340.00
<b>TOTAL</b>	<b>189,932.48</b>

# Operations Reports

MAY 2026

# Operations Report



# Incidents

## EMERGENCY MEDICAL SERVICES 347

254 Transports

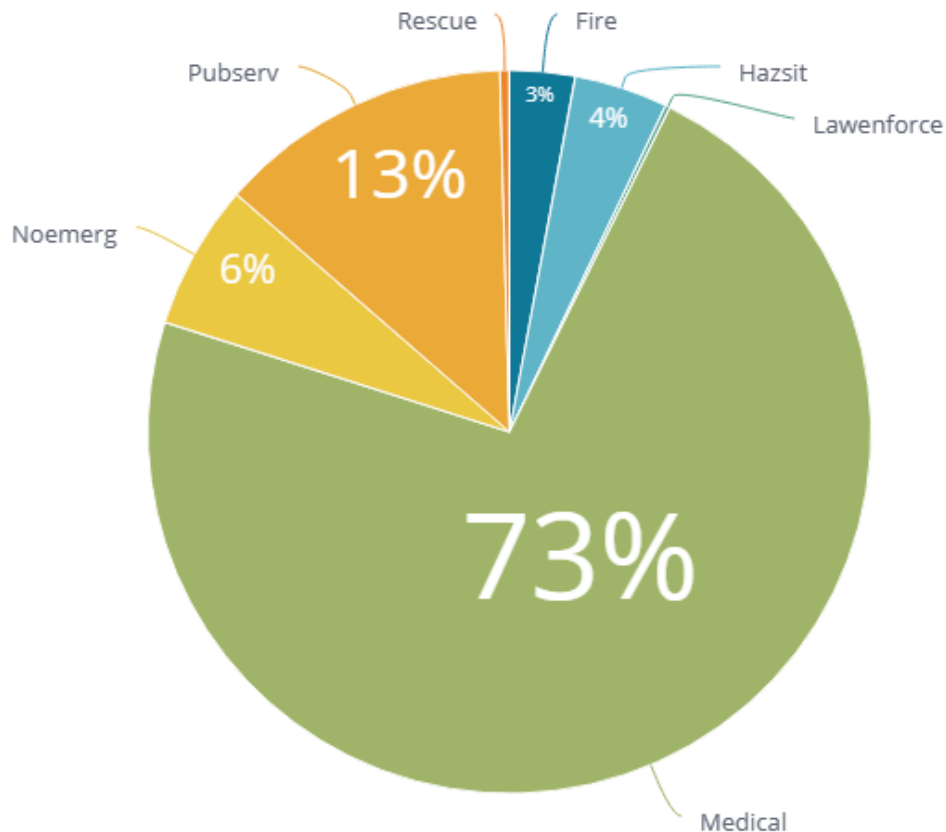
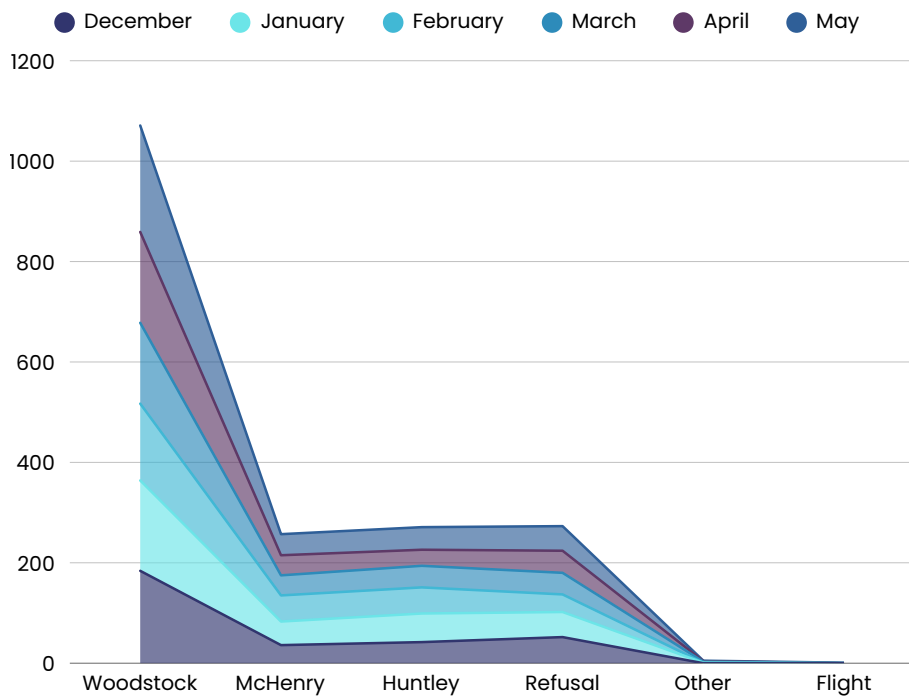
\*\* Top destination is Woodstock \*\*

## FIRE 14

4 Structure Fires

## OTHER INCIDENTS 117

- 35 Lift Assists
- 13 Malfunctioning Alarms



478 INCIDENTS IN MAY

# Training

## EMERGENCY MEDICAL SERVICES 3 HOURS

EMS System training was on psychiatric emergencies.

Lifenet provided landing zone training to all three shifts, the helicopter was also able to come out for one shift.

Most of our paramedics are also in process of completing their paramedic preceptor renewal, so that they can precept our paramedic students.

## FIRE 11 HOURS

- Week 1 Training: Flow and Move/Hit and Move
- Week 2 Training: Engineer Training
- Week 3 Training: Flow and Move upstairs
- Other: State of the District from the Chief
- Gearing up for Opeprator Class in August

## OFFICER 2 HOURS

Blue Shirt Leadership-  
LT Biederer and FF/PM Teresi gave a presentation on some of the unique challenges and opportunities that acting officers and senior firefighters have and how that can create impact on the District.



# Community Risk Reduction



## PUBLIC EDUCATION

- May 1st: SOAR @ Dorr Exercise Class Talk - Presented to two dozen seniors about the importance of housekeeping/hoarding conditions in response to a recent structure fire that had those conditions present.
- May 7th: Sheltered Village Tour of Station 2
- May 17th: MCDOT Touch-A-Truck @ Farm & Fleet - Met with hundreds of citizens, gave them a chance to tour our equipment, answer questions, and gave out information regarding the Close Before You Doze initiative.
- May 28th: SOAR @ Dorr BBQ & Bingo - Had a chance to meet with over two dozen seniors to discuss the importance of preventing falls in the home, as well as grilling up hot dogs and hamburgers for them as well.



## FIRE INSPECTIONS

25 inspections revealed 40 violations  
2 building maintenance issues being resolved

## SERVICES

- 1 CPR class
- 2 Car seats installed
- 1 Community Resource Referral



# Maintenance

## FLEET MAINTENANCE

Preventative Maintenance	2	Repaired water leak on T72
Work Orders Completed	113	Attended several Mechanic and Fire Investigator trainings.
Repair Call Outs	0	Ambulance is ready for service once license plate arrives.



Parking lot striping included apparatus guides from apron through the station.

## BUILDING & GROUNDS

Station 1	Installed outlet for parking lot shoreline, removed bay floor drain clog.
Station 2	Roof inspection and repairs.
Station 3	Hose reel replacement.

# Communications

## COMMUNITY ENGAGEMENT

- Participated in 4 community outreach events, including multiple Touch A Truck events, a Memorial Day parade, and senior outreach activities
- Attended promotional and retirement ceremonies across multiple districts
- Attended National Weather Service severe weather preparedness training

## PUBLIC INFORMATION

- Created and posted over 40 social media updates across all districts
- Covered incident updates, public safety messaging, community events, personnel milestones, recruitment efforts, and holiday observances
- Provided media coordination with local and regional news outlets on numerous incidents throughout the month

## MAJOR INCIDENT SUPPORT

- Responded to over 20 high impact incidents, including multiple structure fires, serious crashes, a double fatal crash, a barn fire, and several technical rescue related incidents
- Issued over 10 public information releases, media statements, and community alerts related to incidents
- Performed or assisted with multiple fire investigations, including Harvard and Nunda
- Coordinated public messaging for several high-profile incidents, including a double fatal crash in Huntley, a barn fire, and multiple working structure fires



# Shift News

## GOLD SHIFT

- Breakfast with Miss & Little Miss Woodstock
- Memorial Day Ceremony
- Assisted Farren International with oversized load
- Station tours with Sheltered Village



## RED SHIFT

- Challenger league opening day hosted at Station 3.
- Miles of Memory Walk we provided an ambulance stand by.
- Many riders during the month, and many others working on different books to further their career.



## BLACK SHIFT

Community Engagement

- Multiple EMT riders

Training

- FF/PM Webster and FF/PM Leu developed a presentation for the Fire Suppression Committee on adding an additional spotting aid to the aerial device to increase efficiency.



FF/PM Webster & FF/PM Leu with T81 and their new spotting device (Tennis balls hanging from tip)

# WFRD SERVES



# Unfinished Business

**New Business**