

Woodstock Fire/Rescue District

Board of Trustees Regular Meeting



7:00 pm

Thursday, March 26, 2026

Station #3

2900 Raffel Road, Woodstock, IL 60098



Woodstock Fire/Rescue District

435 E. Judd St., Woodstock, Illinois (815) 338-2621

Board of Trustees

7:00PM, Thursday, March 26, 2026

Fire Station #3

2900 Raffel Road, Woodstock, IL. 60098

Regular Meeting Agenda

All items set forth on the agenda are subject to the possibility of the Board going into Closed Session

I. Call to Order

II. Pledge of Allegiance

III. Roll Call

IV. Public Comments

During the public comment portion of the meeting, each comment is limited to three minutes. Disruptive behavior may result in ejection from the meeting. Public comment is only allowed in open portions of meetings as required by the Open Meetings Act. (See the District's Public Comment Policy at www.wfrd.org)

V. Correspondence

VI. Minutes

- a. Regular Meeting – February 26, 2026--Review and action on meeting minutes
- b. Closed Session Minutes – February 26, 2026—Review and action on meeting minutes

VII. Financial Report

- a. GAI Financial Report - Review monthly financial and payroll reports
- b. Motion to Approve Bill Payment
 - i. Review and action on monthly bill report

VIII. Operations Report

IX. Unfinished Business

X. New Business—Discussion and Possible action on the Following Items:

- a. Sawyer Falduto Asset Management, LLC
 - i. Discussion; possible action
- b. Ordinance 256 – Charges for Emergency Medical Services
 - i. Discussion; possible action
- c. Fiscal Year 2027 Regular Meeting Dates
 - i. Discussion; possible action
- d. Parking Lot Service Proposals
 - i. Discussion; possible action
- e. Local 4813: Request to meet with Board of Trustees
 - i. Discussion; possible action
- f. Fire Chief Contract
 - i. Discussion; possible action

XI. Closed Session

- a. The appointment, employment, compensation, discipline, performance, or dismissal of specific employees of the public body pursuant to 5 ILCS 120/2(c)(1).
 - i. Fire Chief Contract

XII. Possible Action after Closed Session

XIII. Adjournment

Correspondence



Certificate of Appreciation




This certificate is awarded to





Woodstock Fire/Rescue District

Thank you for your participation in the 2026 Woodstock Groundhog Days Festival.

Woodstock Groundhog Days



Woodstock Millie





Hampshire Fire Protection District

202 Washington Avenue
Hampshire, IL 60140-7629
(847) 683-2629

David Schmidt – Fire Chief (dschmidt@hampshirefire.org)
Eric Larson – Deputy Fire Chief (elarson@hampshirefire.org)

February 24, 2026

Brendan Parker
Fire Chief
Woodstock Fire Rescue District
PO Box 423 / 435 E Judd St
Woodstock, IL 60098

Dear Chief Parker:

Please accept this letter of thanks for your department's assistance during our MABAS Box Alarm for a structure fire at 48W138 Melms Road on Saturday, February 21, 2026.

The incident involved a fully involved vacant residence with significant fire conditions and no available hydrant supply, requiring a coordinated mutual aid response.

Your department's presence and support were instrumental in protecting life safety, controlling the incident, and limiting further loss. We are pleased to report that no fire personnel operating at the scene were injured.

Please extend our sincere appreciation to all members of your department who responded. Your professionalism and readiness continue to demonstrate the strength and reliability of our mutual aid system. We value our continued partnership and appreciate your support.

Respectfully,

David A Schmidt

Fire Chief
Hampshire Fire Protection District

Smoke detectors save lives.

Minutes



Woodstock Fire/Rescue District

435 E. Judd St.
Woodstock, IL 60098
(815) 338-2621

**Woodstock Fire/Rescue District
Board of Trustees Meeting
Station 3, 2900 Raffel Rd.
Thursday, February 26th, 2026
Regular Meeting**

Call to Order

The regular meeting was called to order at 7:00 p.m. by President Spitzer

Swearing-in Ceremony for Nathan Sarver Career FF/PM

Roll Call

Trustees Present: President Fred Spitzer, Treasurer Pat Burke, Secretary Robert Kristensen, Trustee Kim Mueller, Trustee Scott Ritzert.

Trustees Absent: None

Public Comments- None

Correspondence

Chief Parker discussed the correspondence with the Board of Trustees. The District received several “thank you and appreciation” letters from members of the public, as well as a “thank you” letter from McHenry Fire, thanking Woodstock for their assistance in a structure fire.

Minutes

A motion was made by Trustee Mueller and seconded by Treasurer Burke to approve the regular session meeting minutes from January 22nd, 2026. **Roll call vote:** Spitzer-yes; Burke-yes; Kristensen-abstain; Mueller-yes; Ritzert-yes. **Motion Passed.** 4 ayes, 0 nay, 1 abstain.

Financial Report

Brad with Gov Accounting LLC discussed revenue highlights compared to the previous year. Expenditures discussed included dispatch fees, admin expenses, personnel expenses, pension funds, and ambulance fee collections. **Property Taxes:** The District has received 100% of property taxes, and ambulance fees collected are at 90% of the budget as of January 31st, 2026. Wireless alarm fees collected at 50% of the budget.

Sale of fixed assets: \$500,000.00; Ladder Truck.

The Trustees reviewed the bill report presented for February 2026. Various questions the Trustees had were addressed by Chief Parker.

A motion was made by Treasurer Burke and seconded by Trustee Ritzert to approve and pay the bills in the amount of \$255,932.01. **Roll call vote:** Spitzer-yes; Burke-yes; Kristensen-yes; Mueller-yes; Ritzert-yes. **Motion Passed.** 5 ayes, 0 nay.



Woodstock Fire/Rescue District

435 E. Judd St.
Woodstock, IL 60098
(815) 338-2621

Operations Report

Deputy Chief Hedges went over key topics on the Operations report for the month of January with the Trustees. The operations report is a snapshot of the District's monthly training activities, continuing education, CPR classes

offered, fire prevention, and public education. Mike Shannon, the District's Fleet Mechanic, completed 118 work orders for the month of January.

Please note: **The Operations report will be available along with the packet on the Friday after the meeting, upon request.**

Unfinished Business None

New Business

Ordinance 256- Charges for Emergency Medical Services

The Board tabled Ordinance 256 until the March BOT meeting due to not receiving our latest GEMT numbers needed to complete the ordinance.

HVAC Service Agreements

A motion was made by Secretary Kristensen and seconded by Treasurer Burke to approve the HVAC Service agreement between H.R. Stewart Inc. and the District. For Station 1, for \$4,770.00. Station 2 for \$1,960.00. Station 3 for \$1,960.00. **Roll call vote:** Spitzer-yes; Burke-yes; Kristensen-yes; Mueller-yes; Ritzert-yes. **Motion Passed.** 5 ayes, 0 nay.

Ambulance Refurbishment Purchase Agreement

Deputy Chief Hedges presented the Board with Macqueen Emergency's bid for the remount of an existing Type 1 Ambulance. The cost savings by doing so will save the District roughly 25-30% opposed to purchasing a new ambulance. The District posted the bid in the newspaper, and Macqueen responded with the criteria the District requires in order to accept their bid.

A motion was made by Treasurer Burke and seconded by Trustee Ritzert to accept the bid proposal from MacQueen Emergency for \$281,900.00. **Roll call vote:** Spitzer-yes; Burke-yes; Kristensen-yes; Mueller-yes; Ritzert-yes. **Motion Passed.** 5 ayes, 0 nay.

At 8:04 p.m., a motion was made by President Spitzer and seconded by Treasurer Burke to move into closed session to complete the semi-annual review of closed session minutes pursuant to 5 ILCS 120/2.06(d). Voice vote taken, motion passed unanimously.

Regular meeting reconvened at 8:19 pm- **Roll Call:** President Fred Spitzer, Treasurer Pat Burke, Secretary Robert Kristensen, Trustee Kim Mueller, Trustee Scott Ritzert.



Woodstock Fire/Rescue District

435 E. Judd St.
Woodstock, IL 60098
(815) 338-2621

Semi-Annual Review of Closed Session Minutes

A motion was made by President Spitzer and seconded by Treasurer Burke to open the closed session minutes from December 29th, 2022, June 26th, 2025, and August 28th, 2025. **Roll call vote:** Spitzer-yes; Burke-yes; Kristensen-yes; Mueller-yes; Ritzert-yes. **Motion Passed.** 5 ayes, 0 nay.

Adjournment

With there being no further discussion, a motion was made by President Spitzer and seconded by Secretary Kristensen to adjourn the meeting. Voice vote taken, motion passed unanimously.

Meeting adjourned at 8:20 p.m.

Respectfully submitted,

Secretary, Robert A. Kristensen
/KN

Financial Report

Woodstock Fire Rescue District

Financial Analysis

For the 10 Month(s) Ended February 28, 2026



Revenue Highlights

83% of Budget Year

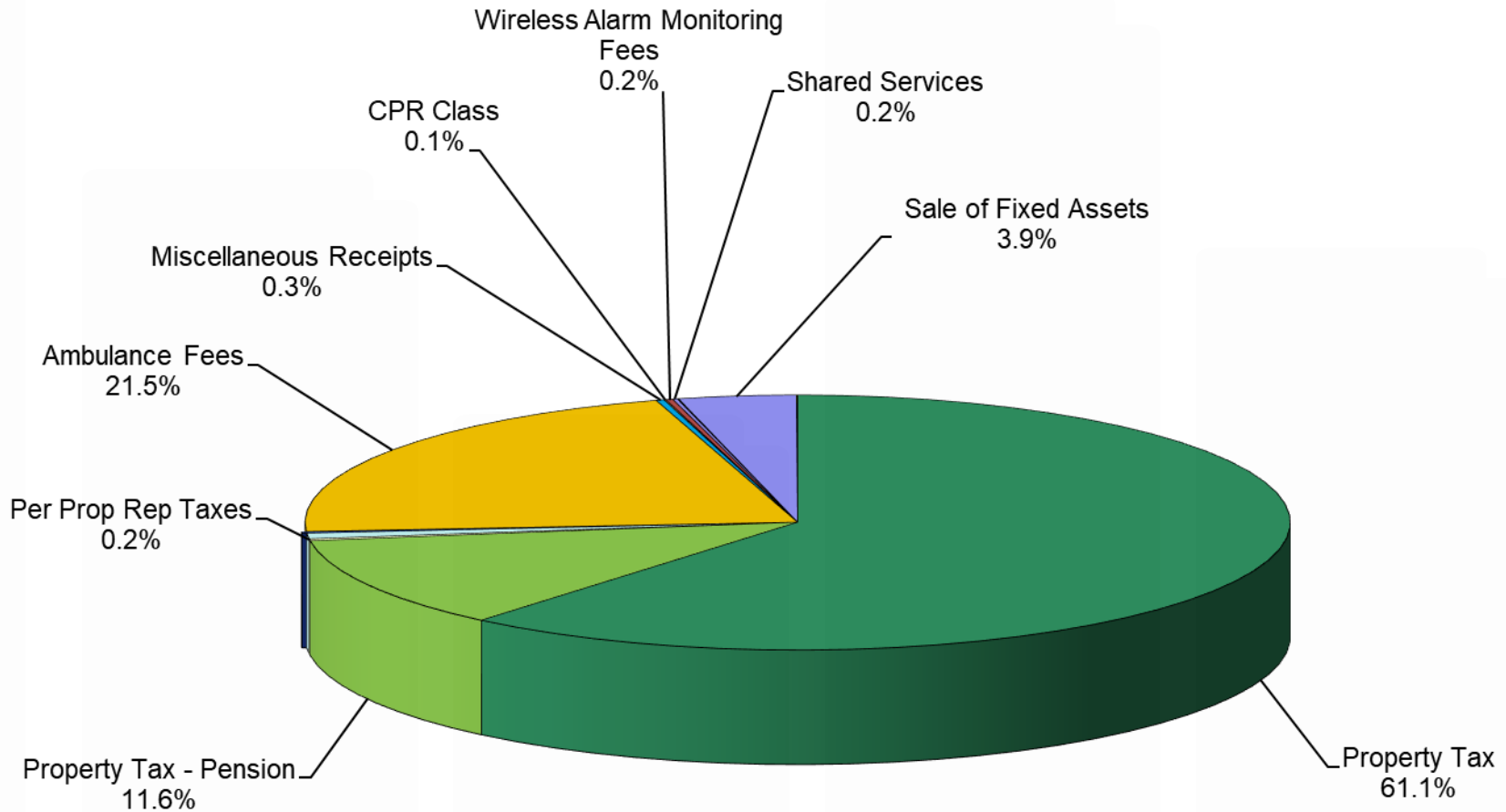
- 91% of Total Budget
- Property Taxes
 - Collected \$9,428,308 or 100% of Property Taxes
- Ambulance Fees
 - Collected \$2,792,419 or 96% of Budget
- Wireless Alarm Monitoring Fees
 - Collected \$29,250 or 50% of Budget
- Sale of Fixed Assets
 - Collected \$500,000 ; Ladder Truck

Revenues

Account Description	Total Actual	Budget	% of Budget	Last Year	Inc/(Dec) from Last Year
Property Tax	7,922,762	7,936,000	100%	7,627,994	4%
Property Tax - Pension	1,505,546	1,515,000	99%	1,454,069	4%
Per Prop Rep Taxes	31,638	50,000	63%	31,630	0%
Interest Income	90,610	75,000	121%	82,266	10%
Fire Recovery	21,338	25,000	85%	21,019	2%
Foreign Fire Ins	6,000	70,000	9%	9,376	-36%
Ambulance Fees	2,792,419	2,900,000	96%	2,293,427	22%
Miscellaneous Receipts	34,663	30,000	116%	134,105	-74%
CPR Class	8,187	18,745	44%	4,549	80%
Wireless Alarm Monitoring Fees	29,250	58,000	50%	14,760	98%
Shared Services	20,270	48,540	42%	-	n/a
Insurance Cost Reimbursements	5,020	30,000	17%	25,293	-80%
Proceeds of Short Term Debt	-	-	n/a	735,000	-100%
Sale of Fixed Assets	500,000	362,461	138%	-	n/a
Grant Money	5,020	818,862	1%	72,336	-93%
Impact Fees	234	2,000	12%	596	-61%
Transfers	318,500	637,000	50%	502,022	-37%
Actual Revenues	13,291,456	14,576,608	92%	13,008,441	2%
Budgeted Revenues	14,576,608				
% Diff	91%				

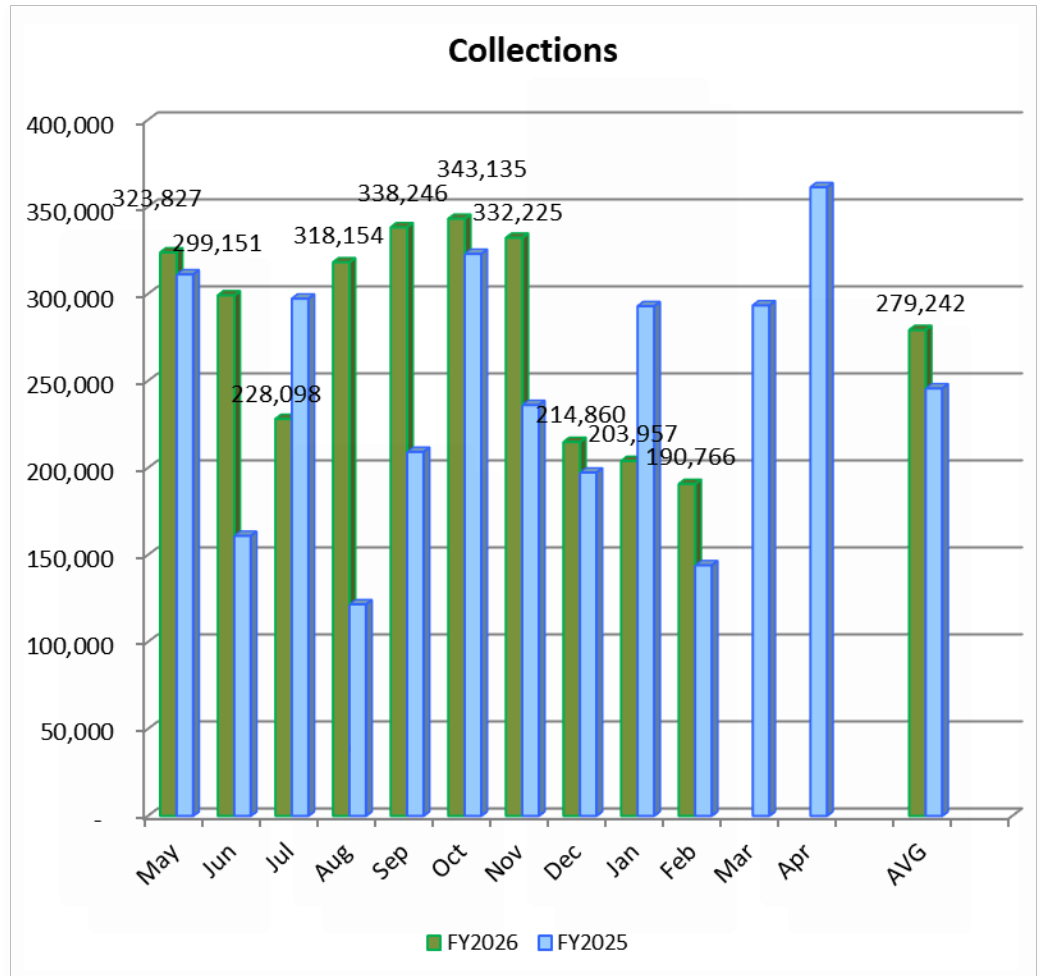
Revenues

Revenue Distribution



PBS Collections

Month	FY2026	FY2025
May	323,827	311,200
Jun	299,151	160,961
Jul	228,098	297,237
Aug	318,154	121,575
Sep	338,246	209,154
Oct	343,135	322,984
Nov	332,225	236,123
Dec	214,860	197,291
Jan	203,957	292,885
Feb	190,766	144,017
Mar		293,361
Apr		361,272
AVG	279,242	245,672



Expenditure Highlights

83% of Budget Year

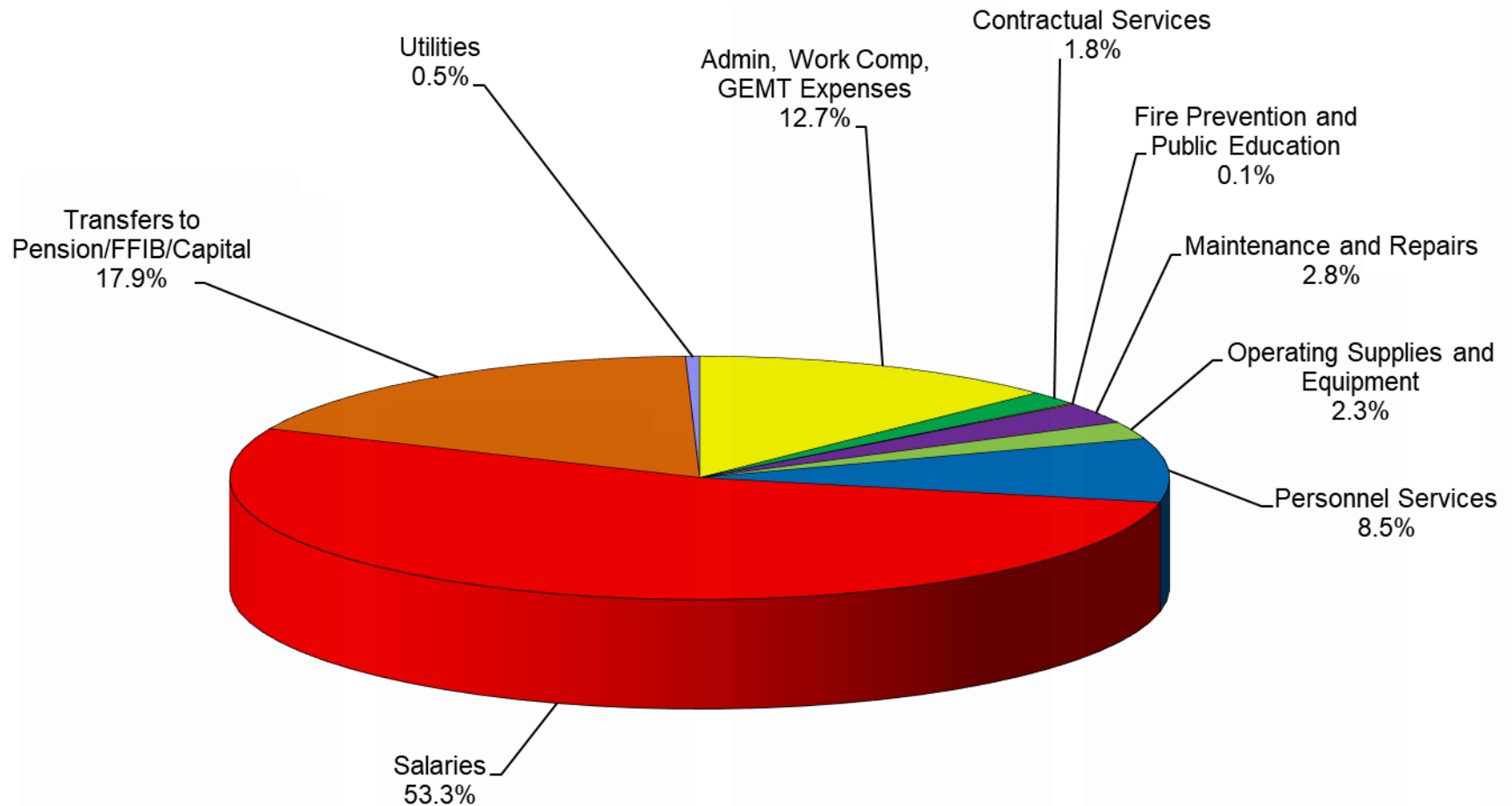
- 78% of Total Budget
- Operating Expenditures
 - 81% of Budget
- Salaries & Wages (20 of 24 payrolls or 83%)
 - 77% of Budget
- Operating Supplies; 76% of Budget
 - Stair Chair Lease Program; \$77,520
- Debt Service & Capital Expenditures; 45% of Budget
 - Debt Service Principal & Interest = \$312,652
 - DC Vehicle and Equipment = \$72,739
 - St 1 Tuckpointing = \$16,817
 - Baycom Radios = \$16,028
 - Station 1 Roof = \$19,860
 - SCBA Bottles (25) = \$27,500
 - St 2 Extractor = \$11,295

Expenditures

<u>Account Description</u>	<u>Total Actual</u>	<u>Budget</u>	<u>% of Budget</u>	<u>Last Year</u>	<u>Inc/(Dec) from Last Year</u>
<i>OPERATING EXPENDITURES</i>					
Admin, Work Comp, GEMT Expenses	1,390,107	1,277,928	109%	1,045,796	33%
Contractual Services	198,782	236,170	84%	161,619	23%
Fire Prevention and Public Education	12,980	29,066	45%	6,534	99%
Maintenance and Repairs	307,644	420,656	73%	397,058	-23%
Operating Supplies and Equipment	253,215	331,546	76%	163,094	55%
Personnel Services	925,638	1,257,248	74%	1,040,881	-11%
Salaries	5,822,589	7,607,160	77%	5,630,645	3%
Transfers to Pension/FFIB/Capital	1,958,333	2,247,000	87%	2,072,017	-5%
Utilities	53,213	92,260	58%	56,407	-6%
Actual Expenditures	10,922,502	13,499,034	81%	10,574,051	3%
Budgeted Expenditures	13,499,030				
% Diff	81%				
<i>CAPITAL & DEBT SERVICE</i>					
Capital Expenditures	202,204	835,749	24%	920,626	-78%
Debt Service	312,652	313,858	100%	243,628	28%
Actual Expenditures	514,856	1,149,607	45%	1,164,255	-56%
Budgeted Expenditures	1,149,607				
% Diff	45%				

Expenditures

Operational Expenditure Distribution



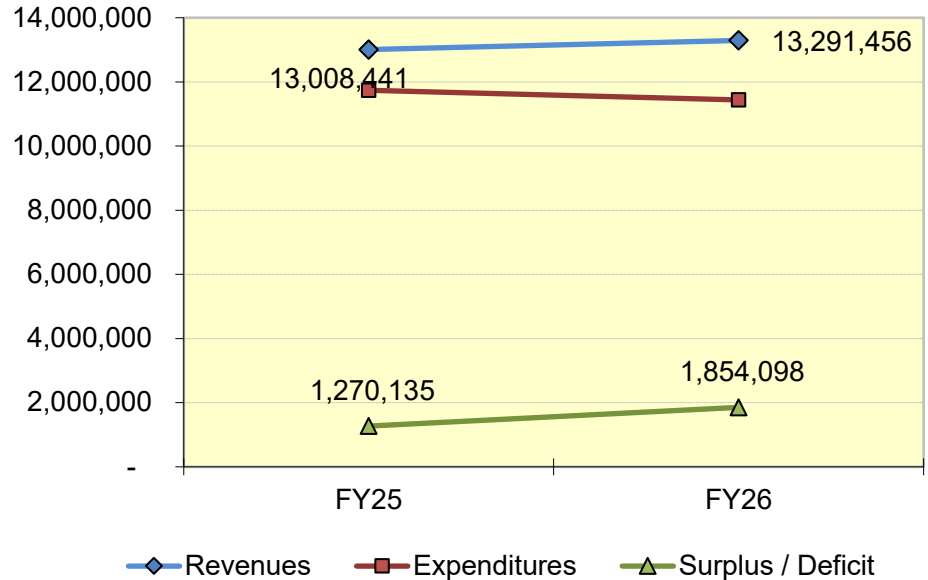
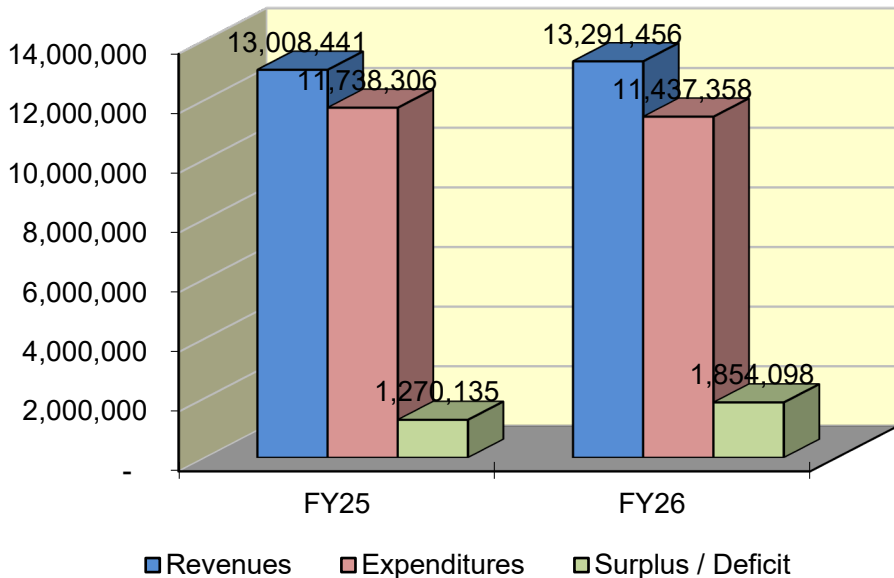
Revenue, Expenditure & Fund Balance

For the 10 Month(s) Ended February 28, 2026

	Corporate	Ambulance	Pension	Capital	Total Actual
TOTAL SURPLUS / (DEFICIT)	722,162	1,190,624	(134,287)	75,598	1,854,098
BEGINNING FUND BALANCE	1,341,267	619,447	-	837,252	2,797,966
ENDING FUND BALANCE	2,063,429	1,810,071	(134,287)	912,850	4,652,064

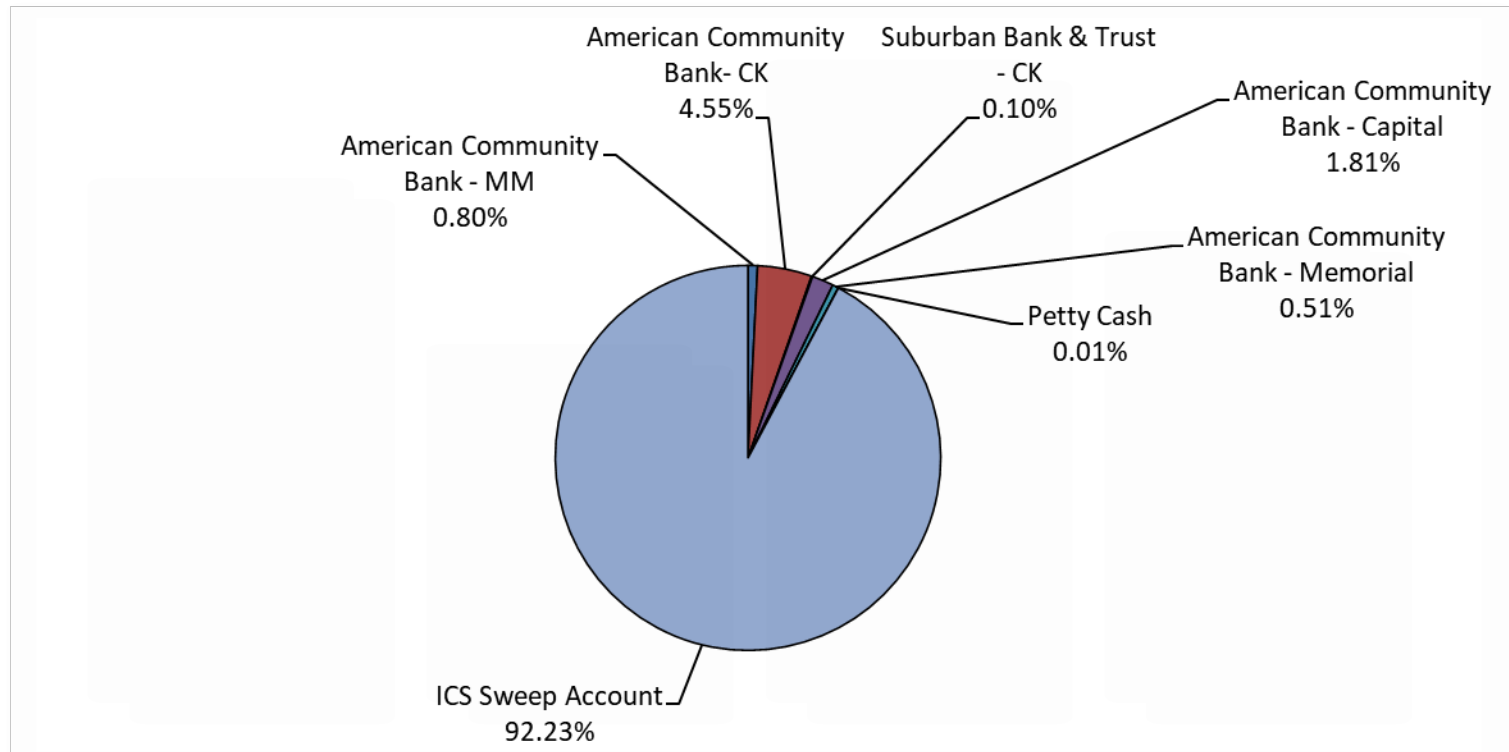
Fund Balance as % of Total Expenditures

46% 38% n/a 177% 41%



Investments

Bank	Account	Current Rate	This Year	Last Year
American Community Bank - MM	907	0.25%	30,611	28,996
American Community Bank- CK	875	n/a	175,000	175,000
Suburban Bank & Trust - CK	924	n/a	3,809	82,941
American Community Bank - Capital	140	0.25%	69,637	69,348
American Community Bank - Memorial	385	0.25%	19,749	19,676
Petty Cash	546	n/a	255	255
ICS Sweep Account	759	n/a	3,547,680	2,710,127
Total			\$ 3,846,740	\$ 3,086,343



Financial Report

For the 10 Month(s) Ended February 28, 2026
FISCAL YEAR 2026



WOODSTOCK FIRE RESCUE DISTRICT

Budget vs. Actual Summary
For the 10 Month(s) Ended February 28, 2026

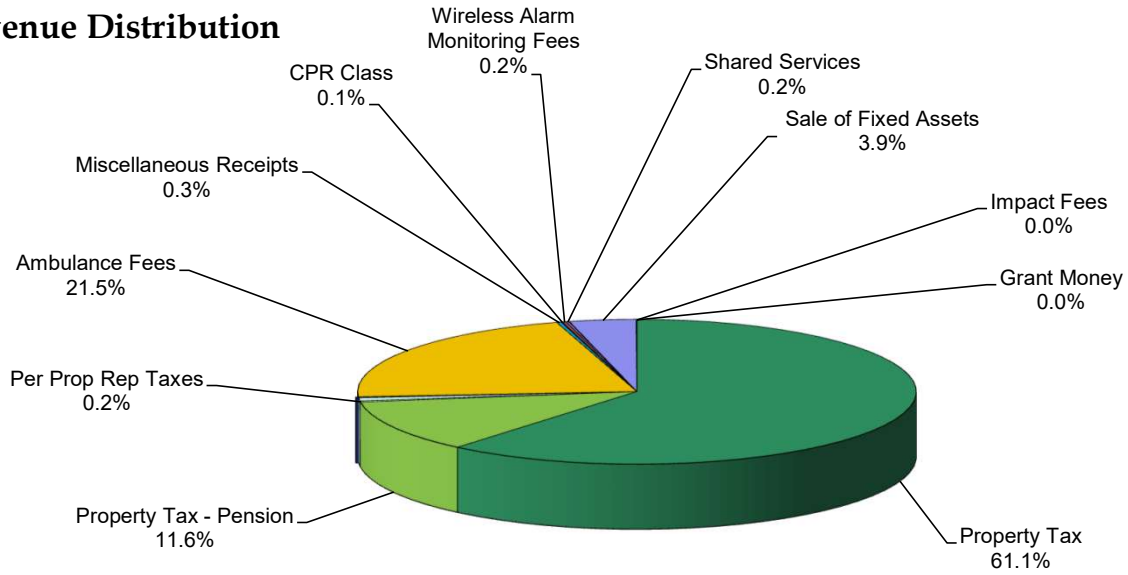
83% of Fiscal Year

Account Description	Total Actual	Total Budget	% of Budget
REVENUE			
Property Tax	7,922,762	7,936,000	99.8%
Property Tax - Pension	1,505,546	1,515,000	99.4%
Per Prop Rep Taxes	31,638	50,000	63.3%
Interest Income	90,610	75,000	120.8%
Fire Recovery	21,338	25,000	85.4%
Foreign Fire Ins	6,000	70,000	8.6%
Ambulance Fees	2,792,419	2,900,000	96.3%
Miscellaneous Receipts	34,663	30,000	115.5%
CPR Class	8,187	18,745	43.7%
Wireless Alarm Monitoring Fees	29,250	58,000	50.4%
Shared Services	20,270	48,540	41.8%
Insurance Cost Reimbursements	5,020	30,000	16.7%
Sale of Fixed Assets	500,000	362,461	137.9%
Grant Money	5,020	818,862	0.6%
Impact Fees	234	2,000	11.7%
Transfers	318,500	637,000	50.0%
Actual Revenues	13,291,456	14,576,608	91.2%
Budgeted Revenues	14,576,608		
% Diff	91%		
OPERATING EXPENDITURES			
Admin, Work Comp, GEMT Expenses	1,390,107	1,277,928	108.8%
Contractual Services	198,782	236,170	84.2%
Fire Prevention and Public Education	12,980	29,066	44.7%
Maintenance and Repairs	307,644	420,656	73.1%
Operating Supplies and Equipment	253,215	331,546	76.4%
Personnel Services	925,638	1,257,248	73.6%
Salaries	5,822,589	7,607,160	76.5%
Transfers to Pension/FFIB/Capital	1,958,333	2,247,000	87.2%
Utilities	53,213	92,260	57.7%
Actual Expenditures	10,922,502	13,499,034	80.9%
Budgeted Expenditures	13,499,030		
% Diff	81%		
SURPLUS / (DEFICIT) FROM OPERATIONS	2,368,954	1,077,574	219.8%
CAPITAL & DEBT SERVICE			
Capital Expenditures	202,204	835,749	24.2%
Debt Service	312,652	313,858	99.6%
Actual Expenditures	514,856	1,149,607	44.8%
Budgeted Expenditures	1,149,607		
% Diff	45%		
TOTAL SURPLUS / (DEFICIT)	1,854,098	(72,033)	
BEGINNING FUND BALANCE	2,797,966		
ENDING FUND BALANCE	4,652,064		

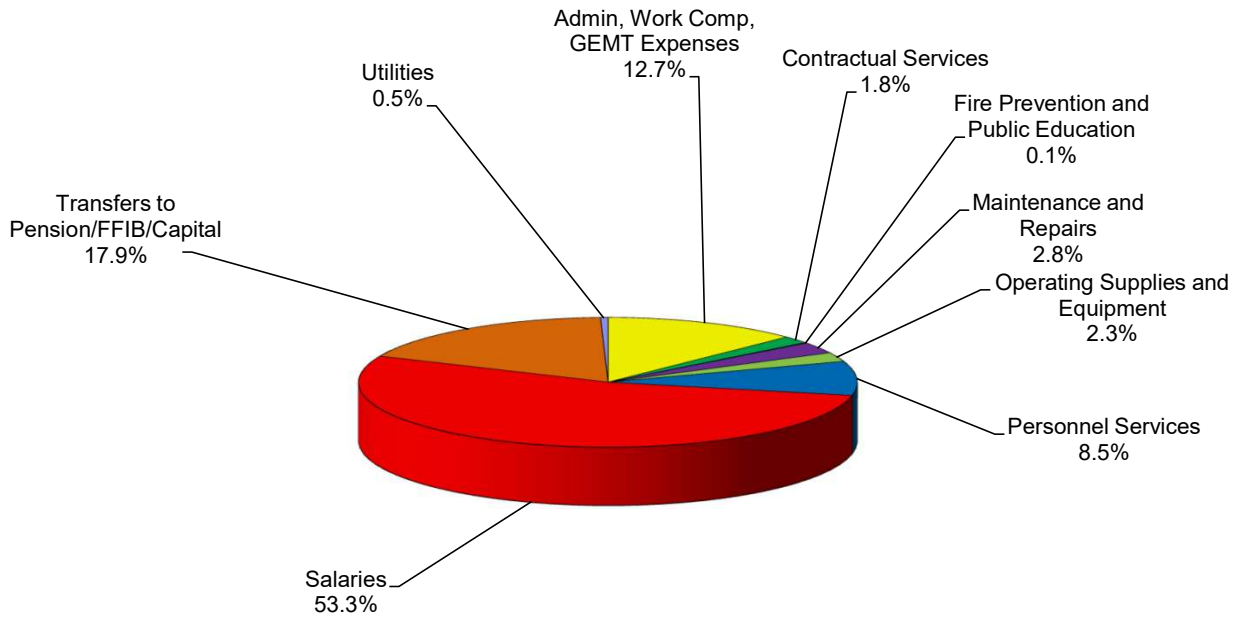
WOODSTOCK FIRE RESCUE DISTRICT

Budget vs. Actual Summary
For the 10 Month(s) Ended February 28, 2026

Revenue Distribution

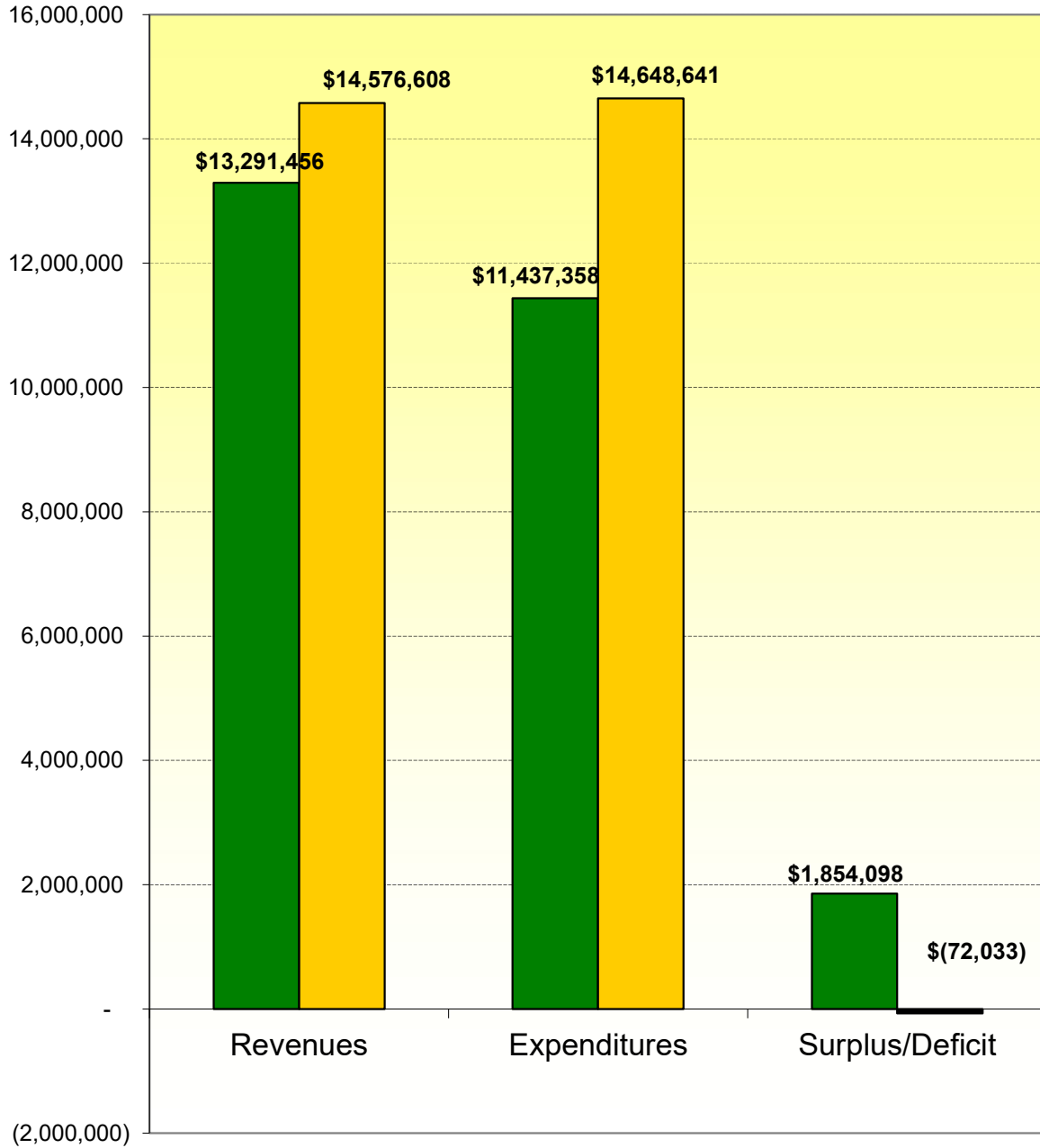


Operational Expenditure Distribution



WOODSTOCK FIRE RESCUE DISTRICT

Budget vs. Actual Summary
For the 10 Month(s) Ended February 28, 2026



WOODSTOCK FIRE RESCUE DISTRICT

Budget vs. Actual Summary

For the 10 Month(s) Ended February 28, 2026

83% of Fiscal Year

Account Description	Corporate	Ambulance	Pension	Capital	Total Actual	Total Budget	% of Budget
REVENUE							
Property Tax	4,723,973	3,198,789	-	-	7,922,762	7,936,000	100%
Property Tax - Pension	-	-	1,505,546	-	1,505,546	1,515,000	99%
Per Prop Rep Taxes	31,638	-	-	-	31,638	50,000	63%
Interest Income	389	-	-	90,221	90,610	75,000	121%
Fire Recovery	21,338	-	-	-	21,338	25,000	85%
Foreign Fire Ins	6,000	-	-	-	6,000	70,000	9%
Ambulance Fees	-	2,792,419	-	-	2,792,419	2,900,000	96%
Miscellaneous Receipts	34,663	-	-	-	34,663	30,000	116%
CPR Class	8,187	-	-	-	8,187	18,745	44%
Wireless Alarm Monitoring Fees	29,250	-	-	-	29,250	58,000	50%
Shared Services	20,270	-	-	-	20,270	48,540	42%
Insurance Cost Reimbursements	5,020	-	-	-	5,020	30,000	17%
Sale of Fixed Assets	-	-	-	500,000	500,000	362,461	138%
Grant Money	5,020	-	-	-	5,020	818,862	1%
Impact Fees	-	-	-	234	234	2,000	12%
Transfers	318,500	-	-	-	318,500	637,000	50%
Actual Revenues	5,204,246	5,991,209	1,505,546	590,455	13,291,456	14,576,608	91%
Budgeted Revenues	5,309,912	6,532,000	1,515,000	1,219,696	14,576,608		
% Diff	98%	92%	99%	48%	91%		
OPERATING EXPENDITURES							
Admin, Work Comp, GEMT Expenses	695,054	695,054	-	-	1,390,107	1,277,928	109%
Contractual Services	99,391	99,391	-	-	198,782	236,170	84%
Fire Prevention and Public Education	6,490	6,490	-	-	12,980	29,066	45%
Maintenance and Repairs	153,822	153,822	-	-	307,644	420,656	73%
Operating Supplies and Equipment	126,608	126,608	-	-	253,215	331,546	76%
Personnel Services	462,819	462,819	-	-	925,638	1,257,248	74%
Salaries	2,911,295	2,911,295	-	-	5,822,589	7,607,160	77%
Transfers to Pension/FFIB/Capital	-	318,500	1,639,833	-	1,958,333	2,247,000	87%
Utilities	26,607	26,607	-	-	53,213	92,260	58%
Actual Expenditures	4,482,084	4,800,584	1,639,833	-	10,922,502	13,499,034	81%
Budgeted Expenditures	5,416,015	6,568,015	1,515,000	-	13,499,030		
% Diff	83%	73%	108%	n/a	81%		
SURPLUS / (DEFICIT) FROM OPERATIONS	722,162	1,190,624	(134,287)	590,455	2,368,954	1,077,574	220%
CAPITAL & DEBT SERVICE							
Capital Expenditures	-	-	-	202,204	202,204	835,749	24%
Debt Service	-	-	-	312,652	312,652	313,858	100%
Actual Expenditures	-	-	-	514,856	514,856	1,149,607	45%
Budgeted Expenditures	-	-	-	1,149,607	1,149,607		
% Diff	n/a	n/a	n/a	45%	45%		
	Corporate	Ambulance	Pension	Capital	Total Actual	Total Budget	
TOTAL SURPLUS / (DEFICIT)	722,162	1,190,624	(134,287)	75,598	1,854,098	(72,033)	
BEGINNING FUND BALANCE	1,341,267	619,447	-	837,252	2,797,966		
ENDING FUND BALANCE	2,063,429	1,810,071	(134,287)	912,850	4,652,064		
Fund Balance as % of Total Expenditures	46%	38%	n/a	177%	41%		

WOODSTOCK FIRE RESCUE DISTRICT
Budget vs. Actual Detail
February 28, 2026

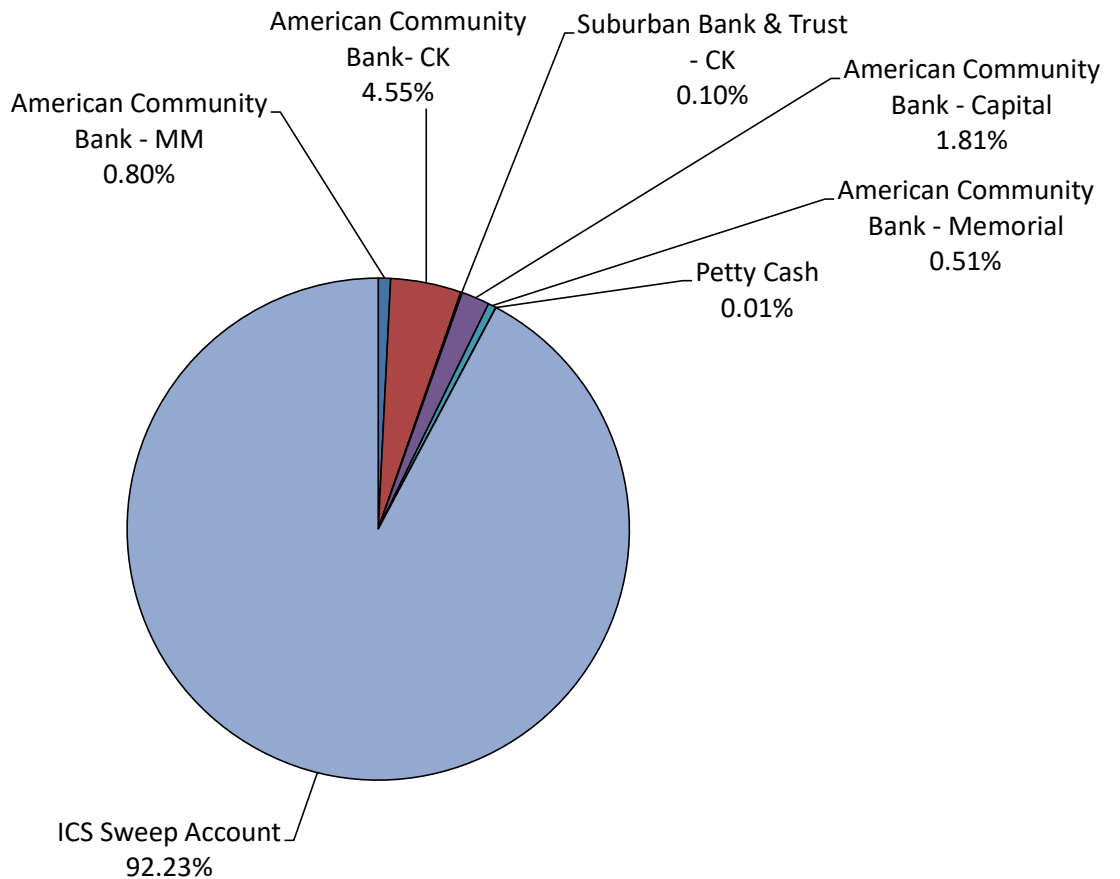
	Monthly Total	Monthly Budget	Corporate	Ambulance	Pension	Capital	YTD Total	Prior YTD	YTD Budget	\$ Over Budget	% of Budget
Revenues											
6010 · Property Tax	0.00	661,333.33	4,723,972.74	3,198,789.21	0.00	0.00	7,922,761.95	7,627,993.94	7,936,000.00	-13,238.05	99.83%
6010 · Property Tax - Pension	0.00	126,250.00	0.00	0.00	1,505,546.12	0.00	1,505,546.12	1,454,069.33	1,515,000.00	-9,453.88	99.38%
6020 · Per Prop Rep Taxes	5,445.03	4,166.67	31,638.01	0.00	0.00	0.00	31,638.01	31,629.81	50,000.00	-18,361.99	63.28%
6030 · Interest Income	6,306.29	6,250.00	389.00	0.00	0.00	90,220.71	90,609.71	82,266.16	75,000.00	15,609.71	120.81%
6040 · Fire Recovery	368.00	2,083.33	21,337.64	0.00	0.00	0.00	21,337.64	21,019.00	25,000.00	-3,662.36	85.35%
6050 · Foreign Fire Ins/GEN	0.00	5,833.33	6,000.00	0.00	0.00	0.00	6,000.00	9,376.18	70,000.00	-64,000.00	8.57%
6060 · Ambulance Fees	190,766.82	241,666.67	0.00	2,792,419.35	0.00	0.00	2,792,419.35	2,293,427.17	2,900,000.00	-107,580.65	96.29%
6070 · Miscellaneous Receipts	3,628.58	2,500.00	34,662.69	0.00	0.00	0.00	34,662.69	314,105.41	30,000.00	4,662.69	115.54%
6080 · CPR Revenue	4,290.00	1,562.08	8,186.50	0.00	0.00	0.00	8,186.50	4,549.40	18,745.00	-10,558.50	43.67%
6085 · Wireless Alarm Monitoring Fe	0.00	4,833.33	29,250.00	0.00	0.00	0.00	29,250.00	14,760.00	58,000.00	-28,750.00	50.43%
6087 · Dispatching Fees Reimburs	0.00	0.00	0.00	0.00	0.00	0.00	0.00	0.00	0.00	0.00	0.0%
6088 · Shared Services	6,000.00	4,045.00	20,270.00	0.00	0.00	0.00	20,270.00	0.00	48,540.00	-28,270.00	41.76%
6090 · Insurance Cost Reimburseme	4,095.62	2,500.00	5,020.10	0.00	0.00	0.00	5,020.10	25,292.98	30,000.00	-24,979.90	16.73%
9030-1 · Proceeds of Short Term Del	0.00	0.00	0.00	0.00	0.00	0.00	0.00	735,000.00	0.00	0.00	0.0%
9040 · Sale of Fixed Assets	0.00	30,205.08	0.00	0.00	0.00	500,000.00	500,000.00	0.00	362,461.00	137,539.00	137.95%
9070 · Grant Money - Other	0.00	68,238.50	5,019.74	0.00	0.00	0.00	5,019.74	72,335.79	818,862.00	-813,842.26	0.61%
9075 · Transfer	0.00	53,083.29	318,500.00	0.00	0.00	0.00	318,500.00	502,021.50	636,999.50	-318,499.50	50.0%
9080 · Impact Fees	0.00	166.67	0.00	0.00	0.00	234.00	234.00	595.50	2,000.00	-1,766.00	11.7%
Total Revenues	220,900.34	1,214,717.29	5,204,246.42	5,991,208.56	1,505,546.12	590,454.71	13,291,455.81	13,188,442.17	14,576,607.50	-1,285,151.69	91.18%
Expenditures											
Admin, Work Comp, GEMT Expenses											
8010 · Office Supplies	412.80	1,758.33	3,059.65	3,059.65	0.00	0.00	6,119.30	15,159.85	21,100.00	-14,980.70	29.0%
8030 · Internet/E-mail	1,493.92	3,473.33	10,947.33	10,947.33	0.00	0.00	21,894.66	22,210.64	41,680.00	-19,785.34	52.53%
8040 · Telephone	887.24	820.00	3,593.85	3,593.85	0.00	0.00	7,187.70	6,918.43	9,840.00	-2,652.30	73.05%
8050 · Postage	2.17	416.67	295.17	295.17	0.00	0.00	590.33	2,588.69	5,000.00	-4,409.67	11.81%
8070 · Dues and Subscriptions	21,415.00	3,967.58	23,972.59	23,972.59	0.00	0.00	47,945.18	7,699.68	47,611.00	334.18	100.7%
8080 · Bookkeeping/Audit	3,528.09	5,191.67	24,925.84	24,925.84	0.00	0.00	49,851.67	48,678.38	62,300.00	-12,448.33	80.02%
8085 · Ambulance Billing	0.00	48,750.00	384,488.27	384,488.27	0.00	0.00	768,976.54	541,731.26	585,000.00	183,976.54	131.45%
8090 · Fire Commission	0.00	1,875.00	4,909.70	4,909.70	0.00	0.00	9,819.40	15,175.25	22,500.00	-12,680.60	43.64%
8100 · Legal Expenses	14,362.39	3,708.33	14,309.98	14,309.98	0.00	0.00	28,619.95	14,041.86	44,500.00	-15,880.05	64.31%
8110 · Work Comp/Liability Ins	0.00	36,533.08	224,551.20	224,551.20	0.00	0.00	449,102.39	371,592.14	438,397.00	10,705.39	102.44%
Subtotal	42,101.61	106,494.00	695,053.56	695,053.56	0.00	0.00	1,390,107.12	1,045,796.18	1,277,928.00	112,179.12	108.78%
Contractual Services											
8150 · Dispatching	17,970.83	18,822.50	95,112.87	95,112.87	0.00	0.00	190,225.73	174,077.50	225,870.00	-35,644.27	84.22%
8160 · Lake County Special Te	0.00	858.33	4,278.00	4,278.00	0.00	0.00	8,556.00	8,040.00	10,300.00	-1,744.00	83.07%
8170 · Contractual Employer	0.00	0.00	0.00	0.00	0.00	0.00	0.00	-20,499.00	0.00	0.00	0.0%
Subtotal	17,970.83	19,680.83	99,390.87	99,390.87	0.00	0.00	198,781.73	161,618.50	236,170.00	-37,388.27	84.17%
Fire Prevention and Public Education											
8200 · Public Education	0.00	1,108.33	2,359.56	2,359.56	0.00	0.00	4,719.11	2,318.83	13,300.00	-8,580.89	35.48%
8230 · Lock Box Program	0.00	395.83	1,020.44	1,020.44	0.00	0.00	2,040.88	1,527.02	4,750.00	-2,709.12	42.97%
8240 · Address Sign Program	636.09	100.00	318.05	318.05	0.00	0.00	636.09	527.20	1,200.00	-563.91	53.01%
8250 · Dues and Subscriptions	164.99	0.00	295.00	295.00	0.00	0.00	589.99	0.00	0.00	589.99	100.0%
8260 · Fire Extinguisher Traini	0.00	0.00	0.00	0.00	0.00	0.00	0.00	0.00	0.00	0.00	0.0%
8270 · CPR Expense	90.00	734.67	2,001.74	2,001.74	0.00	0.00	4,003.48	1,697.77	8,816.00	-4,812.52	45.41%

WOODSTOCK FIRE RESCUE DISTRICT
Budget vs. Actual Detail
February 28, 2026

	Monthly Total	Monthly Budget	Corporate	Ambulance	Pension	Capital	YTD Total	Prior YTD	YTD Budget	\$ Over Budget	% of Budget
8280 · Fire Inspection Program	0.00	0.00	0.00	0.00	0.00	0.00	0.00	0.00	0.00	0.00	0.0%
8290 · Miscellaneous	0.00	83.33	495.19	495.19	0.00	0.00	990.38	463.61	1,000.00	-9.62	99.04%
Subtotal	891.08	2,422.17	6,489.97	6,489.97	0.00	0.00	12,979.93	6,534.43	29,066.00	-16,086.07	44.66%
Maintenance and Repairs											
8600 · Vehicles (service & mat	24,199.53	9,504.17	51,469.71	51,469.71	0.00	0.00	102,939.42	133,514.97	114,050.00	-11,110.58	90.26%
8610 · Equipment (service & m	13,737.37	5,158.33	21,408.29	21,408.29	0.00	0.00	42,816.57	54,277.40	61,900.00	-19,083.43	69.17%
8620 · Bldg. & Grnds (serv. & r	12,376.24	12,375.50	49,545.81	49,545.81	0.00	0.00	99,091.62	137,024.99	148,506.00	-49,414.38	66.73%
8630 · Fuel	6,539.04	8,016.67	31,398.29	31,398.29	0.00	0.00	62,796.58	72,240.22	96,200.00	-33,403.42	65.28%
Subtotal	56,852.18	35,054.67	153,822.10	153,822.10	0.00	0.00	307,644.19	397,057.58	420,656.00	-113,011.81	73.13%
Operating Supplies and Equipment											
8500 · Building Supplies	1,408.27	2,083.33	5,985.32	5,985.32	0.00	0.00	11,970.64	13,075.65	25,000.00	-13,029.36	47.88%
8510 · Medical Supplies	5,392.52	14,997.17	57,621.31	57,621.31	0.00	0.00	115,242.62	47,360.44	179,966.00	-64,723.38	64.04%
8520 · Miscellaneous Equipme	56.00	833.33	1,801.88	1,801.88	0.00	0.00	3,603.75	3,711.11	10,000.00	-6,396.25	36.04%
8530 · Personal Protective Equ	19,918.76	9,715.00	44,762.10	44,762.10	0.00	0.00	89,524.19	98,946.79	116,580.00	-27,055.81	76.79%
Subtotal	26,775.55	27,628.83	110,170.60	110,170.60	0.00	0.00	220,341.20	163,093.99	331,546.00	-111,204.80	66.46%
Personnel Services											
8400 · Payroll Taxes	13,464.39	13,066.67	73,402.43	73,402.43	0.00	0.00	146,804.86	135,088.52	156,800.00	-9,995.14	93.63%
8420 · Health and Fitness	1,951.26	3,612.50	16,561.58	16,561.58	0.00	0.00	33,123.15	24,894.39	43,350.00	-10,226.85	76.41%
8430 · Training	2,463.92	6,654.17	18,095.74	18,095.74	0.00	0.00	36,191.48	61,030.27	79,850.00	-43,658.52	45.32%
8440 · Uniforms	2,321.00	5,277.75	19,859.75	19,859.75	0.00	0.00	39,719.50	51,081.30	63,333.00	-23,613.50	62.72%
8470 · Health/Life Insurance	68,099.52	74,326.25	329,230.90	329,230.90	0.00	0.00	658,461.80	757,995.61	891,915.00	-233,453.20	73.83%
8485 · Recognition/Events	1,313.18	1,833.33	5,668.75	5,668.75	0.00	0.00	11,337.50	10,790.86	22,000.00	-10,662.50	51.53%
Subtotal	89,613.27	104,770.67	462,819.15	462,819.15	0.00	0.00	925,638.29	1,040,880.95	1,257,248.00	-331,609.71	73.62%
Salaries											
8300 · Administrative	36,742.82	51,884.50	179,068.63	179,068.63	0.00	0.00	358,137.26	326,204.65	622,614.00	-264,476.74	57.52%
8305 · Part-time/Apprentice Sti	80,821.28	83,227.50	413,449.44	413,449.44	0.00	0.00	826,898.88	764,938.08	998,730.00	-171,831.12	82.80%
8315 · Career FF/PM	417,534.48	449,359.67	2,141,404.94	2,141,404.94	0.00	0.00	4,282,809.87	4,045,359.84	5,392,316.00	-1,109,506.13	79.42%
8320 · Risk Care Management	0.00	0.00	0.00	0.00	0.00	0.00	0.00	0.00	0.00	0.00	0.00%
8325 · Overtime	15,965.78	47,583.33	166,815.03	166,815.03	0.00	0.00	333,630.05	472,692.79	571,000.00	-237,369.95	58.43%
8340 · Trustees	0.00	1,875.00	10,556.61	10,556.61	0.00	0.00	21,113.21	21,450.00	22,500.00	-1,386.79	93.84%
Subtotal	551,064.36	633,930.00	2,911,294.64	2,911,294.64	0.00	0.00	5,822,589.27	5,630,645.36	7,607,160.00	-1,783,183.94	76.54%
Transfers to Pension & FFIB											
8700 · Misc & Contingent	-3,414.37	2,083.33	16,437.02	16,437.02	0.00	0.00	32,874.03	25,984.91	25,000.00	7,874.03	131.5%
8720 · Transfer-Corp/Capital F	0.00	53,083.29	0.00	318,500.00	0.00	0.00	318,500.00	502,021.50	636,999.50	-318,499.50	50.0%
8720 · Transfer-Pension Prope	0.00	126,250.00	0.00	0.00	1,639,832.73	0.00	1,639,832.73	1,544,010.68	1,515,000.00	124,832.73	108.24%
8750 · Transfer-Foreign Fire Tr	0.00	5,833.33	0.00	0.00	0.00	0.00	0.00	0.00	70,000.00	-70,000.00	0.0%
Subtotal	-3,414.37	187,249.96	16,437.02	334,937.02	1,639,832.73	0.00	1,991,206.76	2,072,017.09	2,246,999.50	-185,792.74	88.62%
Utilities											
8550 · Electric	3,169.50	3,382.00	14,346.77	14,346.77	0.00	0.00	28,693.54	34,892.28	40,584.00	-11,890.46	70.7%
8560 · Natural Gas	4,249.30	2,918.00	6,130.45	6,130.45	0.00	0.00	12,260.89	9,850.64	35,016.00	-22,755.11	35.02%
8570 · Water and Sewer	413.67	221.67	1,154.54	1,154.54	0.00	0.00	2,309.08	2,171.78	2,660.00	-350.92	86.81%
8590 · Garbage Collection	536.78	1,166.67	4,974.76	4,974.76	0.00	0.00	9,949.52	9,492.59	14,000.00	-4,050.48	71.07%
Subtotal	8,369.25	7,688.33	26,606.52	26,606.52	0.00	0.00	53,213.03	56,407.29	92,260.00	-39,046.97	57.68%
Capital & Debt Service											
8800 · Building & Grounds	0.00	24,000.00	0.00	0.00	0.00	36,677.00	36,677.00	132,720.44	288,000.00	-251,323.00	12.74%
8810 · New Equipment	1,903.51	10,479.08	0.00	0.00	0.00	92,788.79	92,788.79	54,519.01	125,749.00	-32,960.21	73.79%
8820 · Vehicles (refurbish & ac	0.00	35,166.67	0.00	0.00	0.00	72,738.58	72,738.58	733,387.00	422,000.00	-349,261.42	17.24%
8900 · Principal on Debt Proce	69,322.64	21,671.92	0.00	0.00	0.00	264,606.16	264,606.16	230,874.06	260,063.00	4,543.16	101.75%
8910 · Interest on Debt Procee	0.00	4,482.92	0.00	0.00	0.00	48,045.86	48,045.86	12,754.25	53,795.00	-5,749.14	89.31%
Subtotal	71,226.15	95,800.58	0.00	0.00	0.00	514,856.39	514,856.39	1,164,254.76	1,149,607.00	-634,750.61	44.79%
Total Expenditures	861,449.91	1,220,720.04	4,482,084.40	4,800,584.40	1,639,832.73	514,856.39	11,437,357.91	11,738,306.13	14,648,640.50	-3,139,895.80	78.08%
Net Income	-640,549.57	-6,002.75	722,162.03	1,190,624.17	-134,286.61	75,598.32	1,854,097.90	1,270,136.04	-72,033.00	1,926,130.90	-2,573.96%

**Woodstock Fire Rescue District
Investments
February 28, 2026**

Bank	Account	Current Rate	This Year	Last Year
American Community Bank - MM	907	0.25%	30,611	28,996
American Community Bank- CK	875	n/a	175,000	175,000
Suburban Bank & Trust - CK	924	n/a	3,809	82,941
American Community Bank - Capital	140	0.25%	69,637	69,348
American Community Bank - Memorial	385	0.25%	19,749	19,676
Petty Cash	546	n/a	255	255
ICS Sweep Account	759	n/a	3,547,680	2,710,127
Total			\$ 3,846,740	\$ 3,086,343



Woodstock Fire/Rescue District
Bank Transactions Summary
As of February 28, 2026

	<u>Memo</u>	<u>Amount</u>	<u>Balance</u>
Money Market Account			30,617.44
	907 Interest	5.87	30,623.31
Ending Balance		5.87	30,623.31
Checking Account			-165,815.09
	AP	-333,069.90	-498,884.99
	Deposit	23,630.73	-475,254.26
	PR Billing 2.10.26	-1,697.41	-476,951.67
	PR Tax 2.10.26	-50,933.34	-527,885.01
	PR Direct Deposit Paid 2.10.26	-170,721.92	-698,606.93
	PR Agency 2.10.26	-25,503.98	-724,110.91
	Billing 2.26.26	-80.68	-724,191.59
	PR Tax 2.26.26	-52,174.28	-776,365.87
	PR Direct Deposit Paid 2.26.26	-174,121.63	-950,487.50
	PR Agency 2.26.26	-25,261.63	-975,749.13
	Deposit Ticketleap	196.50	-975,552.63
	Service Charge/NSF	-56.00	-975,608.63
	Funds Transfer	788,264.78	-187,343.85
	Funds Transfer	190,766.82	3,422.97
	Transamerica -	-34,140.91	-30,717.94
	NW	-3,251.68	-33,969.62
Ending Balance		131,845.47	-33,969.62
Suburban B&T			3,808.64
	Ambulance Fees	190,766.82	194,575.46
	Funds Transfer	-190,766.82	3,808.64
Ending Balance		0.00	3,808.64
ICS Account			4,538,617.94
	ICS Account Interest	6,284.04	4,544,901.98
	Funds Transfer	-788,264.78	3,756,637.20
Ending Balance		-781,980.74	3,756,637.20
TOTAL		-650,129.40	3,757,099.53

Woodstock Fire/Rescue District
Bank Transactions Summary
 As of February 28, 2026

Memo	Amount	Balance
PAYROLL		
		FEBRUARY
8300-1 Administrative		\$ 36,742.82
8315-1 · Career FF/PM		\$ 417,534.48
8305-1 · Part-time		\$ 80,821.28
8325-1 · Overtime		\$ 15,965.78
8340 · Trustees		\$ -
	Total Gross	\$ 551,064.36
Monthly Payroll Breakdown		
		10-Feb
8300-1 Administrative		\$ 18,371.41
8315-1 · Career FF/PM		\$ 208,653.13
8305-1 · Part-time		\$ 40,410.64
8325-1 · Overtime		\$ 6,405.52
	Total Gross	\$ 273,840.70
		25-Feb
8300-1 Administrative		\$ 18,371.41
8315-1 · Career FF/PM		\$ 208,881.35
8305-1 · Part-time		\$ 40,410.64
8325-1 · Overtime		\$ 9,560.26
8340 · Trustees		\$ -
	Total Gross	\$ 277,223.66

Fire Recovery USA - Monthly Totals For Woodstock Fire Rescue District

February, 2026

This monthly status report gives you a quick snapshot (as of 2026-03-01) of the claims which have been submitted and paid in the previous month.

	Last Month (Feb)		All Year (2026)	
	# Claims	\$ Amount	# Claims	\$ Amount
Claims Submitted	2	\$936.00	7	\$2,240.00
Payments Received By FRUSA	2	\$736.00	4	\$1,672.00
Payment Plans Received By FRUSA	0	\$0.00	0	\$0.00
Claims Denied	0	\$0.00	0	\$0.00
Non-Billable (Other)	0	-	2	-
In Progress	0	-	1	-

Woodstock Fire/Rescue District
Trustees Meeting Report
March 1st, 2026-March 31st, 2026

Memo	Amount
Air One Equipment, Inc.	
Breathing air quality test	165.00
Task Force Tips- Ball intake valve	1,785.00
Shoulder Straps	46.00
Gear Lockers	8,450.00
Task Force Tips	1,750.00
<hr/>	
Total Air One Equipment, Inc.	12,196.00
Airgas USA, LLC	
Oxygen Supply Lease renewal	4,719.95
Oxygen Supply	16.72
Oxygen Supply	243.39
<hr/>	
Total Airgas USA, LLC	4,980.06
Amazon	
Amazon- See attached invoice	953.43
<hr/>	
Total Amazon	953.43
Battalion Fire Safety Services Inc.	
Semi-Annual Fire Suppression System St. 1	202.45
Semi-Annual Fire Suppression System St. 2	229.07
Semi-Annual Fire Suppression System St. 3	202.45
<hr/>	
Total Battalion Fire Safety Services Inc.	633.97
Baycom	
Equipment- Radios	841.00
<hr/>	
Total Baycom	841.00
Blu Petroleum	
Fuel	3,260.29
Fuel	2,586.92
<hr/>	
Total Blu Petroleum	5,847.21
Botts Welding & Truck Service, Inc.	
A-15320 Cap screw and washer	6.55
<hr/>	
Total Botts Welding & Truck Service, Inc.	6.55
BoundTree Medical	
Medical Supplies	509.04
Medical Supplies	159.31
Medical Supplies	783.96
Medical Supplies	303.64
Medical Supplies	78.99
Medical Supplies	438.99
<hr/>	
Total BoundTree Medical	2,273.93
Bull Valley Ford	
C-84224 (4) new tires- balance and alignment	1,371.72
A-15320 Anti-Freeze, Parts FD4647	120.64
U-33694 Weatherstrip	47.82
Oil and Filters for (3) Ambulances	48.24
C-34105 V-Belt, and Tensioner	121.90
<hr/>	
Total Bull Valley Ford	1,710.32
Bull Valley Golf Club	
2026 Appreciation Dinner	6,968.82
<hr/>	
Total Bull Valley Golf Club	6,968.82

Memo	Amount
City of McHenry	
Monthly Dispatch Fees	16,386.83
Total City of McHenry	16,386.83
City of Woodstock- Public Works	
St. 1 Water	58.64
Mechanic Shop water	54.08
Total City of Woodstock- Public Works	112.72
Comcast Business	
March Business Trunking	349.55
Total Comcast Business	349.55
Comcast Business - Dean	
	235.60
Total Comcast Business - Dean	235.60
Comcast Business - Judd	
	473.23
Total Comcast Business - Judd	473.23
Comcast Business - Raffel	
	306.10
Total Comcast Business - Raffel	306.10
Comcast Xfinity - Sta 1 Cable	
	42.44
Total Comcast Xfinity - Sta 1 Cable	42.44
Comcast Xfinity - Sta 2 Cable	
	58.42
Total Comcast Xfinity - Sta 2 Cable	58.42
Comcast Xfinity - Sta 3 Cable	
	26.28
Total Comcast Xfinity - Sta 3 Cable	26.28
ComEd- Shop	
	134.72
Total ComEd- Shop	134.72
ComEd St. 1	
	1,151.78
Total ComEd St. 1	1,151.78
ComEd St. 2	
	719.39
Total ComEd St. 2	719.39
ComEd St. 3	
	796.03
Total ComEd St. 3	796.03
Cooke, DeAngelo.	
2026 Honor Guard Convention Reimbursement	165.99
Total Cooke, DeAngelo.	165.99

Memo	Amount
Cooper's Carpet Cleaning	
Total Cooper's Carpet Cleaning	0.00
Dinges Fire Company	
PPE- (1) Pant size modification	179.40
PPE- (3 Sets)	12,473.82
Total Dinges Fire Company	12,653.22
DJS Scuba Locker, Inc.	
Annual Maintenance- Regulators	1,902.86
Annual Maintenance- 9 Work Orders Dive Gear	1,638.00
Total DJS Scuba Locker, Inc.	3,540.86
Eagle Engraving, Inc.	
Mabas tags, Team Tags	118.15
Total Eagle Engraving, Inc.	118.15
Elan Financial Services	
Department Credit Card**	2,219.30
Total Elan Financial Services	2,219.30
Falcon Green Resources, INC.	
St. 3 Garbage and Recy.	150.00
St. 2 Garbage and Recy.	150.00
St. 1 Garbage and Recy.	220.00
Total Falcon Green Resources, INC.	520.00
Fire Service, Inc.	
E-442 (141842) LED Steps Light, Top Mount kit, LED Pump Panel	1,285.24
Total Fire Service, Inc.	1,285.24
Foster Coach Sales, Inc.	
Liquid Spring- Fluid	46.56
2025 Ambulance 1FDUF5HT7SDA20135	347,530.00
Door Handle Replacement for Street side and Curb side- Vehicles	519.84
Total Foster Coach Sales, Inc.	348,096.40
Gov Accounting, LLC	
Professional Accounting Services	1,750.00
Total Gov Accounting, LLC	1,750.00
H.R. Stewart Inc.	
Station 2 Furnace replacement	5,980.00
Total H.R. Stewart Inc.	5,980.00
Haiges Machinery, Inc.	
Extractor Station 1 repair	3,247.86
Total Haiges Machinery, Inc.	3,247.86
IAFF Health and WellnessTrust	
March 2026 Monthly Insurance Premium	92,384.53
Total IAFF Health and WellnessTrust	92,384.53
INTEGRA	
St. 1 Copier	188.64
St. 2 Copier	5.25
St. 3 Copier	7.28
Total INTEGRA	201.17

Memo	Amount
jeffery Kurka	
2026 Honor Guard Convention Reimbursement	165.99
Total jeffery Kurka	165.99
Jeffery Randecker	
2026 Honor Guard Convention Reimbursement	165.99
Total Jeffery Randecker	165.99
Jose Flores	
2026 Honor Guard Convention Reimbursement	165.99
Total Jose Flores	165.99
klus, Michael	
2026 Honor Guard Convention Reimbursement	165.99
Total klus, Michael	165.99
Knox Company	
MedVault - (5 WiFi Antenna's) New Ambulance	2,373.00
Total Knox Company	2,373.00
Langton Group	
Monthly Lawn care maintenance (1 out of 8)	2,012.85
Total Langton Group	2,012.85
Lesniak, Jeff.	
Class Reimbursement- Emergency Management	105.23
Total Lesniak, Jeff.	105.23
MDC Environmental Services	
Garbage and Recy.	364.97
Total MDC Environmental Services	364.97
Menards	
Building Supplies	99.11
Oil Dri, Drill Bit	57.72
Total Menards	156.83
MetLife- Group Benefits	
District Vision Insurance monthly Premium	974.77
Total MetLife- Group Benefits	974.77
Motorola Solutions- Starcom 21	
03/01-03/31	1,584.00
Total Motorola Solutions- Starcom 21	1,584.00
NAPA Auto Parts	
C-84224 Engine Oil Filter, Wipers	115.34
Total NAPA Auto Parts	115.34
Nicor Gas- Shop	
01/23-02/24/26	374.47
Total Nicor Gas- Shop	374.47
Nicor Gas- St. 1	
01/23-02/24	1,495.90
Total Nicor Gas- St. 1	1,495.90

Memo	Amount
Nicor Gas- St. 2	
01/26-02/25/26	930.92
Total Nicor Gas- St. 2	930.92
Nicor Gas- St. 3	
01/27-02/26	700.90
Total Nicor Gas- St. 3	700.90
paul Heideman.	
2026 Honor Guard Convention Reimbursement	180.00
Total paul Heideman.	180.00
Perspectives	
EAP services 03/01-03/31	377.41
Total Perspectives	377.41
Potoczky, John.	
2026 Honor Guard Convention Reimbursement	165.99
Total Potoczky, John.	165.99
Standard Insurance Company	
March Life insurance Premium	2,352.43
VOI. LIFE, STD, LTD insurance premiums March	895.76
Total Standard Insurance Company	3,248.19
STRYPES	
Ford Pick-up BAT4- Decals	490.00
Total STRYPES	490.00
Teresi, Brandon	
2026 Honor Guard Convention Reimbursement	165.99
Total Teresi, Brandon	165.99
The Locker Shop	
Uniform Order	399.00
Uniform Order	539.00
Total The Locker Shop	938.00
University of Illinois	
Townsend, Mass, Teresi- Truck Company Operations certification	3,300.00
Total University of Illinois	3,300.00
Verizon Wireless	
Department Cell Phones	670.28
Total Verizon Wireless	670.28
Weir, Nick.	
2026 Honor Guard Convention Reimbursement	160.99
Total Weir, Nick.	160.99
Zoll Medical Corporation	
Zoll Monitors Yearly Lease renewal	45,884.74
Total Zoll Medical Corporation	45,884.74

Memo	Amount
Zukowski, Rogers, Flood & McArdle	
Legal	1,072.50
Total Zukowski, Rogers, Flood & McArdle	1,072.50
TOTAL	597,874.33

Operations Reports

FEBRUARY 2026

Operations Report



Incidents

EMERGENCY MEDICAL SERVICES 297

257 Transports

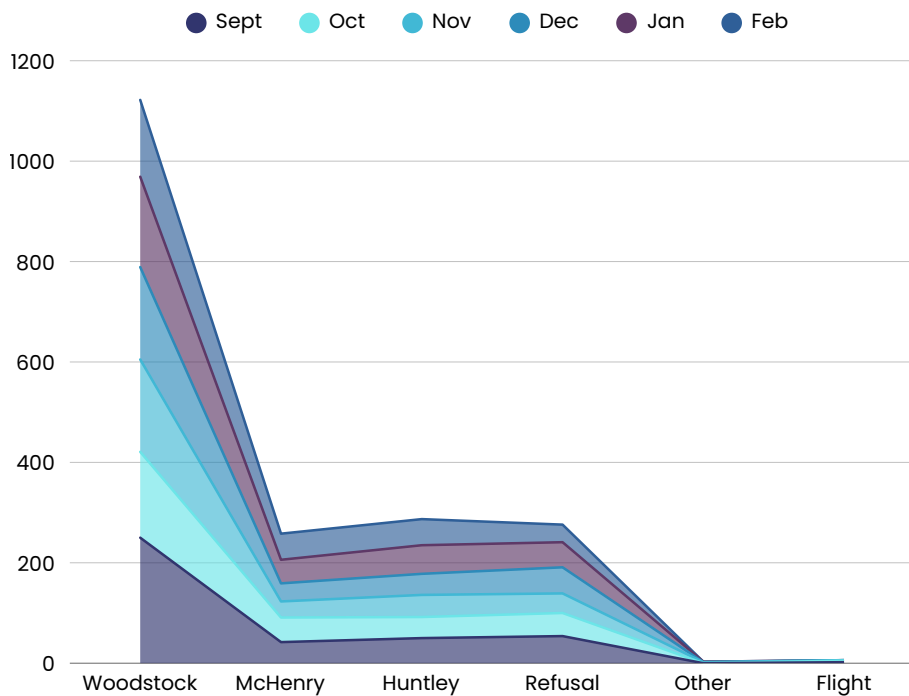
** Top destination is Woodstock **

FIRE 13

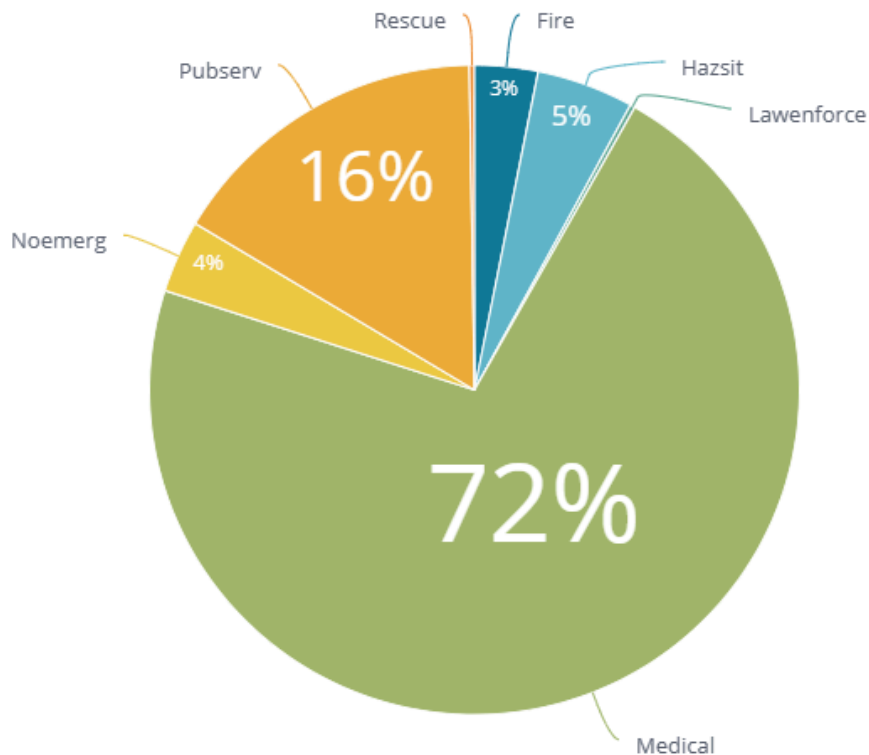
7 Structure Fires

OTHER INCIDENTS 104

- 35 Citizen Assists
- 23 Alarms Non-medical



Primary Incident Type by Category



414 INCIDENTS IN FEBRUARY

Training

EMERGENCY MEDICAL SERVICES 4 HOURS

EMS System training was on cardiac arrest emergencies.

In house EMS training was on diabetic emergencies

FIRE 16 HOURS


- Week 1 Training: Incident Command Basics
- Week 2 Training: Tabletop Accountability drill.
- Week 3 Training: Structure fire response drill.
- JPR Monday: New hose and nozzle in service.
- Other Fire Training: Clausen's Pickle Walk Through

OFFICER 2 HOURS

"Command Roles for the Company Officer" - a presentation and drill designed for company officers to move from a tactical mindset to fill command roles appropriate for their level.



Community Risk Reduction



PUBLIC EDUCATION

We met with every second-grade classroom in District 200 (except Mary Endres) - a total of 313 students received this 30-minute educational session.

FIRE INSPECTIONS

47 inspections revealed 94 violations
3 citizen complaints resolved

SERVICES

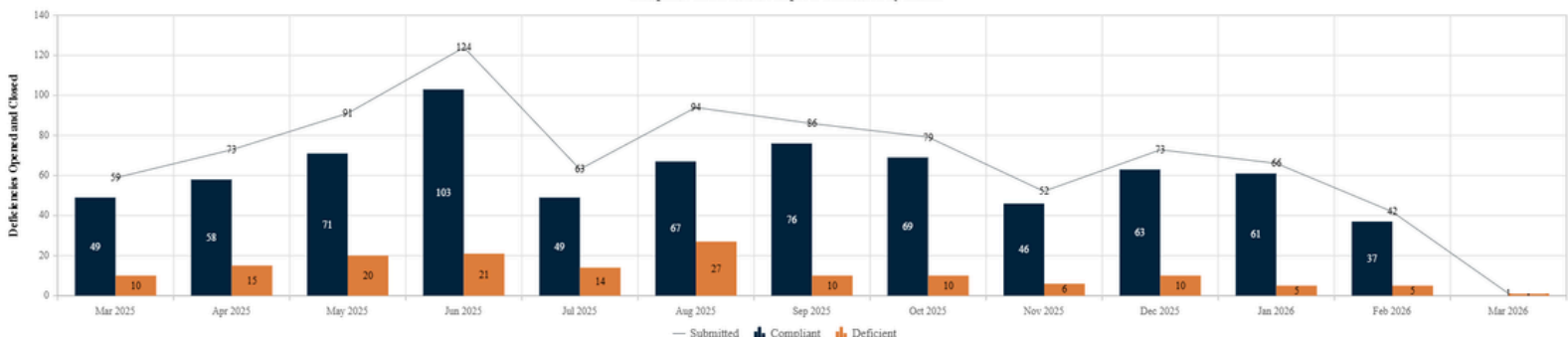
- 4 CPR classes instructing 25 students
- 1 Car seat installed
- 2 Residential lock boxes installed
- 3 Community Resource Referrals



Community Resource Liaison

program connects residents in need with existing community resources and assists in advocating for their welfare.

Compliant and Deficient Reports Submitted by Month




The Compliance Engine drives safety through information management

Maintenance

FLEET MAINTENANCE

Preventative Maintenance	8	Two vehicles were inspected at the safety lane and passed inspection.
Work Orders Completed	110	442 is at repair shop for emission and wiring repairs
Repair Call Outs	0	



BUILDING & GROUNDS

Station 1	Garage door adjustment, extractor bearing replaced.
Station 2	Nederman fan, garage door spring repairs; furnace replaced. Installed new gear lockers donated by Groves, Inc.
Station 3	Door handle replaced, light switch replaced.

Communications



MAJOR INCIDENT SUPPORT

- Responded to multiple incidents including structure fires in Woodstock, Cary, and Marengo, a rollover crash in Marengo, and a brush fire in Woodstock
- Issued a formal news release for a structure fire in Cary and a vehicle crash in Huntley
- Provided on scene support and follow up public information messaging for several incidents, including a brush fire in Woodstock and other responses requiring public safety messaging



PUBLIC INFORMATION

- Created and posted over 20 social media updates
- Covered personnel recognition, community events, public safety messaging, fire weather conditions, and department activities
- Coordinated media coverage with WGN TV during two separate events, including a feature segment with Macyn's Jars and coverage during a Cary awards ceremony

COMMUNITY ENGAGEMENT

- Completed annual reports for Woodstock, Cary, and Huntley
- Attended multiple public relations and community events including the Al Schlick Memorial Training Day, Salvation Army appreciation breakfast, and several departmental ceremonies

Shift News

GOLD SHIFT

- Finished one A/O Lt book
- Working on one in-house and two OSFM officer books

RED SHIFT

- During the month we had a couple of cadets do ride time with the crews.
- FF/PM Nate Sarver completed probation.
- Station 2 provided their engine for a touch a truck presentation at WHS preschool.

BLACK SHIFT

Community Engagement

- Lockbox install on Sandpiper Lane
- Cadet ride-alongs
- Sent a tender to MCC BOF class for rural water operations.

Training

- Three firefighters working on Company Officer taskbooks
- FF/PM Joe Brunetti completed Officer Development Program



Black Shift completes "daily stretch" after a fire alarm at Mary Endres



Gold Shift provides a cool mist for Creekside Middle School's Polar Plunge



Lt. Burns shows preschool children Engine 442



BC Lesniak thanks Lifenet crews in appreciation of CCT Nurse's week

WFRD saves



A dry and warm February led to several red flag warnings and started brush fire season early.

Unfinished Business

New Business



Woodstock Fire/Rescue District

435 E. Judd St.
Woodstock, IL 60098
(815) 338-2621

PUBLIC NOTICE

Notice is hereby given that the regular monthly meetings of the Board of Trustees of the Woodstock Fire/Rescue District for the fiscal year beginning May 1, 2026 and ending April 30, 2027, will be held at 7:00 PM, at the Woodstock Fire/Rescue District, Station #3 Meeting Room, 2900 Raffel Road, Woodstock, Illinois, on the following dates:

Thursday, May 28, 2026
Thursday, June 25, 2026
Thursday, July 23, 2026
Thursday, August 28, 2026
Thursday, September 24, 2026
Thursday, October 22, 2026
Thursday, November 19, 2026
Thursday, December 17, 2026
Thursday, January 28, 2027
Thursday, February 25, 2027
Thursday, March 25, 2027
Thursday, April 22, 2027

Published and posted by direction of the Board of Trustees of the Woodstock Fire/Rescue District.

WOODSTOCK FIRE/RESCUE DISTRICT
ROBERT A KRISTENSEN, Secretary